



## CAMLOCKS & FITTINGS

---

# INDEX

## INDUSTRIAL HOSE & SHEET RUBBER

PVC & PU HOSE		RUBBER & PU HOSE	
	<u>PAGE</u>		<u>PAGE</u>
PVC Pressure Hose	1-6	Pumpowa Rubber Layflat Hose	24
Safety Yellow Hose	1	Irrigation Hose	26-27
TPR (Translucent Pressure Hose)	1	Travelflex Rubber Irrigation Hose	26
Tradeflex Hose	1	Powaflex P.U. Irrigation Hose	27
Tradeflex Fitted Assemblies	2	Wellman Polyurethane Bore Hose	28-29
Chemflex Hose	2	General Rubber & Polyurethane Hose	30-46
Hi-Spray Hose	2	Air & Water Delivery Hose	30
White Washdown Hose	3	Water Suction/Delivery Hose	30
Medium Drag Hose	3	Rockdrill/Bull Air Hose (Airminer)	30-31
Greenflex Ag-Ind	3	FRAS Air & Water Delivery Hose	31
FRAS Hose	4	FRAS Water Suction/Delivery Hose	31
Divers Air Hose	4	Steel Braid Air Hose	32
Drum Pump Hose	4	Yellow Pneumatic Air Hose	32
PR Hose	4	Contractors' Air Hose Assembly	32
Fire reel Hose & Fire Hose Assemblies	5	Hot Air Suction & Delivery Hose	32
Fire Kits – Assembled	5	Powaflex 1200 Hi-Temp Steel Air Hose	32
Fire Hose Reel	5	Multi-Purpose Hose	33
Sullage Hose – Reinforced & Unreinforced	6	G.P. Air & Water Hose	33
Washing Machine Hose	6	Rubber Fire reel Hose	33
Drop Hose	6	Air Brake Hose	34
Garden Hose	7-8	Fuel Line Hose	34
Gardenflex	7	Push-On Hose (SAE100R6)	34
Allrounder II	7	Marine Exhaust Hose	34
Olympic Goldflex	7	Fuel & Oil Delivery Hose	35
Raynbo 5 & Raynbo 10	8	Fuel & Oil Suction & Delivery Hose	35
Soaker Hose	8	Paint Fluid Hose	36
Tubing	9-11	Farm Tank Drum Pump	36
Clear Vinyl Tubing	9	Radiator Hose (Straight Length)	36
Beverage Tube	9	Car Heater Hose	36
Self Store Hose	10	Silicone Radiator Hose	37
Nylon Tubing	10-11	Silicone Heater Hose	37
PVC Suction Hose	12-17	Welding Hose	38
Grey, Blue, Black	12	Washdown Hose	39
Blue, Black & Slurry (Super Elastic)	12	Standard Steam Hose	39
Red, Flexisteel	14	Steel Steam Hose	39
M.D. Translucent Green	15	Brewers' Delivery Hose	40
M.D. Non-Toxic Clear	15	Brewers' Suction/Delivery Hose	40
Agpond	15	Chemical Suction & Delivery Hose	40
Air Seeder Hose	16	Sandblast Hose	41
Magflex	16	Powavac P.U.	41
Sanitary Suction Hose	16	Contractors' Water Suction Hose	41
Spa Hose	17	Bulk Material Delivery Hose	42
Swimming Pool Hose	17	Muff Coupling Hose	42
G Vac Hose	17	Concrete Delivery Hose (40 & 85 bar)	42
Ducting	18-19	Powaflex P.U. Concrete Placement Hose	43
DTPR/RFH	18	Mineral Recovery Hose	44
Extractaflex	18	FRAS Cable Protection Hose	44
Ductor	19	FRAS Stone Dusting Hose	44
Polyurethane Ducting	19	Material Handling Hose (Swaged Ends)	45
PVC Layflat Hose	20-21	Contractors Suction Pump Hose Assemblies	46
Hi-Flo Blue, Red & Green Layflat Hose	20	Airflat Assemblies	46
Blueline, Redline & Agflat Layflat Hose	21	Rubber Expansion Joints	47
Potable Water (Drinking Water) Hose	22-23	Hydraulic Hose	48
Potable Water Braided Pressure Hose	22	1 & 2 Wire Non Skive (1SN & 2SN)	48
Potable Water Suction Hose	23	Spiral Guard	49
Potable Water Layflat Hose	23	S/Steel & Composite Hose	50
Polyurethane & Rubber Layflat Hose	24-25	Sheet Rubber Products	51-52
Polyurethane Mine Pit Dewatering Hose	24	Natural & Neoprene Insertion/Sheet Rubber	51
Airflat Long Length Layflat Air Hose	25	Rib, Studded & Ute Matting	52
Petroleum Long Length Layflat Hose	25	Flange Gaskets & Tarp Rings	52
Fire Fighting Hose	25		
		SEE OVER FOR PAGES 53-220	

**FITTINGS, VALVES, NOZZLES, CLAMPS, REELS, GAUGES**


	<u>PAGE</u>		<u>PAGE</u>
Camlock Couplings	53-60	Valves	140-169
Aluminium Camlocks	53-55	AIP, AGA, WaterMark & Adflo Ball Valves	140
Nyglass Camlocks	56	Flomax Lever & T-Handle Ball Valves	141
Polypropylene Camlocks	57	Floman, Adflo Lockable, LH/RH tank fitting	142
Brass Camlocks	58	Polytank Standard Ball & Gate Valve	142
Stainless Steel Camlocks	59	3-Way 'L' & 'T' Port Ball Valves	143
Camlock Accessories	60	Kitz 3-Way & Bronze Ball Valves	144
		Mini Ball Valves, Bibcocks, Fire Ball Nozzle	145
General Fittings	61-85	AGA Double Flared Gas Valve	145
Brass & Polypropylene Hose Couplings	61	Stainless Steel Ball Valves	146
Washers (To Suit Above)	61	3-Way 'L' & 'T' S/Steel Ball Valves	147
Bauer Type Couplings – Standard Duty	62	Stainless Steel Gate Valve	147
Bauer Type Couplings – Heavy Duty	63	S/Steel Swing & Spring Check	148
Bauer Type Couplings Parts & Accessories	64	Stainless Steel Y-Strainer	148
Bauer Type Aluminium Split Strainers	64	Stainless Steel Wafer Check Valve	148
Powafit HD Layflat Hose Couplings	65-66	PVC Compact & True Union Ball Valves	149
Powafit Claw Couplings – A Type	67	Polypropylene Ball Valves	150-151
Powafit Claw Couplings – S Type	68	Nylon Check Valve & Screen	152
Powafit Claw Clamps & Accessories	69	Air Vacuum Breaker	152
Powafit Quick Release Couplings	70-80	Barrel Union & Compression Couplings	153
Ground Joint Couplings	81	PVC Check Valves & Foot Valves	153
Combination Nipples	82	Brass Spring Check & Swing Check Valves	154
Steel & Malleable Iron Hose Joiners	82	Wafer Check Valve & Brass Y-Strainer	154
Brass Tank Fittings	82	Brass Gate Valves Ezi-Flo & AIP	155
Tank Outlet Rubber Gasket	82	AIP AS 1628 Tested Gate Valve	155
Muff Couplings	83	Bronze Untested Gate Valve	155
Flanged Hose Tails & Strainers	83	Knife Gate Valves	156
Stainless Steel Filters (Drawtubes)	83	Cast Iron Gate Valve	156
Storz Fittings	84-85	Butterfly Valves & Extensions	157
		Shouldered Butterfly Valves & Clamps	158
Quick Connect Couplings	86-90	Actuated Valves & Accessories	159-163
AIP Quick Connect Couplings	86	Filter Regulators & Lubricators	164-166
Ryco Couplings	87-88	Float Valves & Accessories	167
Jamec Couplings	89-90	Strainers & Foot Valves	168
Self Store Fittings	90	Brass Hose Cocks & Accessories	169
		Vacuum Breaker & Dual Check Valve	169
Brass Fittings	91-101	AIP Thread Tape & Duct Tape	170
Plumbing Screwed Brassware	102-104	Nozzles & Blow Guns	171-174
		Aluminium Nozzles	171
Legris Fittings & Tubing	105-111	Washdown Guns & Nozzles	171
Legris Brass Compression Fittings	105	Red Nylon Nozzles	172
Legris Push-In Fittings	106-108	Heavy Duty Nozzles	173
Legris Tubing	109-111	Blow Guns	174
		Clamps	175-192
Nylon Fittings	112-122	Breeze 62 Series Worm Drive Clamps	175
Tefen Fittings (Blue)	112-115	Breeze 63 Series Worm Drive Clamps	176
Nylon Fittings (White)	116-122	Breeze 73 Series Worm Drive Clamps	177
		Double Ear Clamps	177
Nyglass & Poly Fittings & Risers	123-127	Powaflex Worm Drive Clamps	178
Nyglass & Polypropylene Screwed Fittings	123-126	Cobra Quick Fit Hose Clamps	179
Polypropylene Layflat Hose Fittings	126	Super Clamps Standard (Low Carbon)	180
Polypropylene Threaded Risers	127	Super Clamps Stainless	181
		Super Clamp Merchandiser	182
Pipe Fittings	128-135	Worm Drive Clamp Merchandiser	183
Gal Mal Fittings	128-129	Band-It Clamps	184-187
Gal Steel Pipe Pieces	130	Double Bolt Clamps	188
Gal Steel Fittings	131	4 & 6 Bolt & Spiral Clamps	189
Black Steel Fittings	132	Pipe Repair Clamps	190-192
Buttweld Fittings	133-134	Cable Ties	193
Stainless Steel Screwed Fittings	135		
		Hose Reels	193-194
Raynbo Garden Fittings & Accessories	136-139	Retractable Hose Reels	193
Raynbo Plastic Snap-On Fittings	136	AIP Steel Hose Reels	194
Raynbo Brass Click-On Fittings	137		
Raynbo Tap Timer, Sprinklers, Nozzles	138	Hose Merchandisers	195-197
Raynbo Lilac Grey Water Snap-On Fittings	138	Pressure Gauges	198-199
Raynbo Spray Guns	139		
		Technical Information	200-220


# CAMLOCK COUPLINGS

## ALUMINIUM DIE CAST

Buna-N gasket supplied as standard (other rubber types available on request).

TYPE A Camlock adaptor to female BSP thread	SIZE	PART	LIST
	MM	No.	\$/EACH
	15	AL15A	14.51
	20	AL20A	14.51
	25	AL25A	14.89
	32	AL32A	15.95
	40	AL40A	16.98
	50	AL50A	19.55
	65	AL65A	33.32
	80	AL80A	36.78
	100	AL100A	64.28
	150	AL150A	128.06

TYPE B Female camlock to BSP male thread	SIZE	PART	LIST
	MM	No.	\$/EACH
	15	AL15B	26.91
	20	AL20B	26.91
	25	AL25B	31.54
	32	AL32B	37.38
	40	AL40B	37.38
	50	AL50B	45.68
	65	AL65B	59.73
	80	AL80B	74.88
	100	AL100B	106.51
	150	AL150B	208.57

TYPE C Female camlock and hose shank	SIZE	PART	LIST
	MM	No.	\$/EACH
	15	AL15C	20.93
	20	AL20C	21.20
	25	AL25C	29.15
	32	AL32C	38.57
	40	AL40C	38.94
	50	AL50C	43.26
	65	AL65C	59.73
	80	AL80C	68.73
	100	AL100C	106.51
	150	AL150C	233.13

TYPE D Female camlock and female BSP thread	SIZE	PART	LIST
	MM	No.	\$/EACH
	15	AL15D	26.93
	20	AL20D	26.93
	25	AL25D	31.56
	32	AL32D	37.95
	40	AL40D	40.51
	50	AL50D	45.87
	65	AL65D	63.16
	80	AL80D	83.77
	100	AL100D	113.09
	150	AL150D	227.65

TYPE E Male camlock adaptor and hose shank	SIZE	PART	LIST
	MM	No.	\$/EACH
	15	AL15E	13.98
	20	AL20E	14.37
	25	AL25E	17.38
	32	AL32E	19.88
	40	AL40E	21.43
	50	AL50E	29.23
	65	AL65E	43.40
	80	AL80E	56.98
	100	AL100E	93.72
	150	AL150E	221.38

TYPE F Male camlock adaptor and male BSP thread	SIZE	PART	LIST
	MM	No.	\$/EACH
	15	AL15F	16.36
	20	AL20F	16.36
	25	AL25F	18.43
	32	AL32F	20.39
	40	AL40F	21.43
	50	AL50F	29.79
	65	AL65F	47.96
	80	AL80F	55.28
	100	AL100F	91.21
	150	AL150F	172.77

TYPE DC Female camlock dust cap	SIZE	PART	LIST
	MM	No.	\$/EACH
	15	AL15DC	23.47
	20	AL20DC	24.05
	25	AL25DC	28.09
	32	AL32DC	34.11
	40	AL40DC	36.32
	50	AL50DC	39.07
	65	AL65DC	48.08
	80	AL80DC	60.12
	100	AL100DC	94.74
	150	AL150DC	177.46


TYPE DP Male camlock dust plug	SIZE	PART	LIST
	MM	No.	\$/EACH
	15	AL15DP	13.98
	20	AL20DP	13.98
	25	AL25DP	14.89
	32	AL32DP	16.47
	40	AL40DP	16.72
	50	AL50DP	20.98
	65	AL65DP	28.48
	80	AL80DP	30.84
	100	AL100DP	56.85
	150	AL150DP	128.99


PRICES DO NOT INCLUDE GST  
E&O.E

# CAMLOCK COUPLINGS


## SPECIAL ALUMINIUM SAND CAST CAMLOCKS


TYPE BC 68° Female coupler to bent hosetail 68°	SIZE MM	PART No.	LIST \$/EACH
	50	AL50BC68	104.32
	65	AL65BC68	124.84
	80	AL80BC68	170.10
	100	AL100BC68	215.46


TYPE AA Double male to male adaptor	SIZE MM	PART No.	LIST \$/EACH
	40	AL40AA	64.70
	50	AL50AA	77.66
	80	AL80AA	102.06
	100	AL100AA	140.08

TYPE RC Coupler female to reducing hosetail	SIZE MM	PART No.	LIST \$/EACH
	50x40	AL5040RC	86.18
	80x50	AL8050RC	136.08
	80x100	AL80100RC	176.90
	100x80	AL10080RC	176.90

TYPE ER Reducing camlock	SIZE MM	PART No.	LIST \$/EACH
	50x40	AL5040ER	52.16
	50x80	AL5080ER	95.26
	80x50	AL8050ER	147.42
	80x100	AL80100ER	147.42
	100x80	AL10080ER	147.42

TYPE AA Reducing male to male adaptor	SIZE MM	PART No.	LIST \$/EACH
	50x40	AL5040AA	95.26
	80x50	AL8050AA	95.26
	100x80	AL10080AA	181.44

TYPE FA Flanged adaptor	SIZE MM	PART No.	LIST \$/EACH
	50	AL50FA	190.13
	80	AL80FA	306.72
	100	AL100FA	374.22
	150	AL150FA	1190.70

TYPE FC Flanged coupler Type C	SIZE MM	PART No.	LIST \$/EACH
	50	AL50FC	410.00
	80	AL80FC	498.96
	100	AL100FC	567.00
	150	AL150FC	1529.28

TYPE AM Adaptor to male thread	SIZE MM	PART No.	LIST \$/EACH
	50x80	AL5080AM	122.78
	80x50	AL8050AM	133.70
	80x100	AL80100AM	215.56
	100x80	AL10080AM	215.56



TYPE DCL Lockable dust cap	SIZE MM	PART No.	LIST \$/EACH
	50	AL50DCL	139.99
	80	AL80DCL	194.49
	100	AL100DCL	246.30
	150	AL150DCL	676.23

PRICES DO NOT INCLUDE GST  
E&O.E

# CAMLOCK COUPLINGS



## ALUMINIUM SAND CAST

Buna-N gasket supplied as standard (other rubber types available on request).

TYPE A Camlock adaptor to female BSP thread	SIZE	PART No.	LIST	TYPE B Female camlock to BSP male thread	SIZE	PART No.	LIST
	MM		\$/EACH		MM		\$/EACH
	15	ALS15A	14.51		15	ALS15B	26.91
	20	ALS20A	14.51		20	ALS20B	26.91
	25	ALS25A	14.80		25	ALS25B	31.54
	32	ALS32A	15.95		32	ALS32B	37.38
	40	ALS40A	16.98		40	ALS40B	37.38
	50	ALS50A	19.55		50	ALS50B	45.68
	65	ALS65A	33.32		65	ALS65B	59.73
	80	ALS80A	36.78		80	ALS80B	74.88
	100	ALS100A	64.28		100	ALS100B	106.51
	150	ALS150A	128.06		150	ALS150B	208.57

TYPE C Female camlock and hose shank	SIZE	PART No.	LIST	TYPE D Female camlock and female BSP thread	SIZE	PART No.	LIST
	MM		\$/EACH		MM		\$/EACH
	15	ALS15C	20.93		15	ALS15D	26.93
	20	ALS20C	21.20		20	ALS20D	26.93
	25	ALS25C	29.15		25	ALS25D	31.56
	32	ALS32C	38.57		32	ALS32D	37.95
	40	ALS40C	38.94		40	ALS40D	40.51
	50	ALS50C	43.26		50	ALS50D	45.87
	65	ALS65C	59.73		65	ALS65D	63.16
	80	ALS80C	68.73		80	ALS80D	83.77
	100	ALS100C	106.51		100	ALS100D	113.09
	150	ALS150C	233.13		150	ALS150D	227.65

TYPE E Male camlock adaptor and hose shank	SIZE	PART No.	LIST	TYPE F Male camlock adaptor and male BSP thread	SIZE	PART No.	LIST
	MM		\$/EACH		MM		\$/EACH
	15	ALS15E	13.98		15	ALS15F	16.36
	20	ALS20E	14.37		20	ALS20F	16.36
	25	ALS25E	17.38		25	ALS25F	18.43
	32	ALS32E	19.88		32	ALS32F	20.39
	40	ALS40E	21.43		40	ALS40F	21.43
	50	ALS50E	29.23		50	ALS50F	29.79
	65	ALS65E	43.40		65	ALS65F	47.96
	80	ALS80E	56.98		80	ALS80F	55.28
	100	ALS100E	93.72		100	ALS100F	91.21
	150	ALS150E	221.38		150	ALS150F	172.77

TYPE DC Female camlock dust cap	SIZE	PART No.	LIST	TYPE DP Male camlock dust plug	SIZE	PART No.	LIST
	MM		\$/EACH		MM		\$/EACH
	15	ALS15DC	23.47		15	ALS15DP	13.98
	20	ALS20DC	24.05		20	ALS20DP	13.98
	25	ALS25DC	28.09		25	ALS25DP	14.89
	32	ALS32DC	34.11		32	ALS32DP	16.47
	40	ALS40DC	36.32		40	ALS40DP	16.72
	50	ALS50DC	39.07		50	ALS50DP	20.98
	65	ALS65DC	48.08		65	ALS65DP	28.48
	80	ALS80DC	60.12		80	ALS80DP	30.84
	100	ALS100DC	94.74		100	ALS100DP	56.85
	150	ALS150DC	177.46		150	ALS150DP	128.99

PRICES DO NOT INCLUDE GST  
E&O.E

# CAMLOCK COUPLINGS


## NYGLASS

TYPE A Camlock adaptor to female BSP thread	SIZE	PART No.	LIST
	MM		\$/EACH
	15	NY15A	8.28
	20	NY20A	8.28
	25	NY25A	8.66
	32	NY32A	13.07
	40x32	NY4032A	13.07
	40	NY40A	13.07
	50	NY50A	17.35
	80	NY80A	28.99
	100	NY100A	53.89


TYPE B Female camlock to BSP male thread	SIZE	PART No.	LIST
	MM		\$/EACH
	15	NY15B	20.17
	20	NY20B	20.17
	25	NY25B	23.10
	32	NY32B	36.10
	40x32	NY4032B	36.10
	40	NY40B	36.10
	50	NY50B	39.18
	80	NY80B	62.34
	100	NY100B	94.80

TYPE C Female camlock and hose shank	SIZE	PART No.	LIST
	MM		\$/EACH
	15	NY15C	21.82
	20	NY20C	21.82
	25	NY25C	24.68
	32	NY32C	36.10
	40x32	NY4032C	36.10
	40	NY40C	36.10
	50	NY50C	43.59
	80	NY80C	63.84
	100	NY100C	94.99

TYPE D Female camlock and female BSP thread	SIZE	PART No.	LIST
	MM		\$/EACH
	15	NY15D	23.10
	20	NY20D	23.10
	25	NY25D	24.67
	32	NY32D	39.18
	40x32	NY4032D	39.18
	40	NY40D	39.18
	50	NY50D	44.85
	80	NY80D	68.01
	100	NY100D	95.51

TYPE E Male camlock adaptor and hose shank	SIZE	PART No.	LIST
	MM		\$/EACH
	15	NY15E	7.24
	20	NY20E	7.24
	25	NY25E	8.66
	32	NY32E	14.58
	40x32	NY4032E	14.58
	40	NY40E	14.58
	50	NY50E	15.84
	80	NY80E	24.67
	100	NY100E	77.22

TYPE F Male camlock adaptor and male BSP thread	SIZE	PART No.	LIST
	MM		\$/EACH
	15	NY15F	7.24
	20	NY20F	7.24
	25	NY25F	8.66
	32	NY32F	13.07
	40x32	NY4032F	13.07
	40	NY40F	13.07
	50	NY50F	15.84
	80	NY80F	28.99
	100	NY100F	76.15

TYPE DC Female camlock dust cap	SIZE	PART No.	LIST
	MM		\$/EACH
	15	NY15DC	20.17
	20	NY20DC	20.17
	25	NY25DC	23.10
	32	NY32DC	36.09
	40x32	NY4032DC	36.09
	40	NY40DC	36.09
	50	NY50DC	37.68
	80	NY80DC	63.84
	100	NY100DC	79.84


TYPE DP Male camlock dust plug	SIZE	PART No.	LIST
	MM		\$/EACH
	15	NY15DP	7.24
	20	NY20DP	7.24
	25	NY25DP	8.67
	32	NY32DP	10.16
	40x32	NY4032DP	10.16
	40	NY40DP	10.16
	50	NY50DP	14.58
	80	NY80DP	20.25
	100	NY100DP	47.05


PRICES DO NOT INCLUDE GST  
E&O.E


# CAMLOCK COUPLINGS


## POLYPROPYLENE


<b>TYPE A</b> Camlock adaptor to female BSP thread 	SIZE	PART No.	LIST
	MM		\$/EACH
	15	PP15A	7.03
	20	PP20A	7.03
	25	PP25A	7.25
	32	PP32A	11.13
	40x32	PP4032A	11.13
	40	PP40A	11.13
	50	PP50A	14.81
80	PP80A	24.67	
100	PP100A	52.62	


<b>TYPE B</b> Female camlock to BSP male thread 	SIZE	PART No.	LIST
	MM		\$/EACH
	15	PP15B	17.19
	20	PP20B	17.19
	25	PP25B	19.65
	32	PP32B	30.71
	40x32	PP4032B	30.71
	40	PP40B	30.71
	50	PP50B	33.20
80	PP80B	53.06	
100	PP100B	92.66	

<b>TYPE C</b> Female camlock and hose shank 	SIZE	PART No.	LIST
	MM		\$/EACH
	15	PP15C	18.38
	20	PP20C	18.38
	25	PP25C	20.86
	32	PP32C	30.71
	40x32	PP4032C	30.71
	40	PP40C	30.71
	50	PP50C	36.99
80	PP80C	54.11	
100	PP100C	93.26	

<b>TYPE D</b> Female camlock and female BSP thread 	SIZE	PART No.	LIST
	MM		\$/EACH
	15	PP15D	19.65
	20	PP20D	19.65
	25	PP25D	20.86
	32	PP32D	33.20
	40x32	PP4032D	33.20
	40	PP40D	33.20
	50	PP50D	38.12
80	PP80D	57.86	
100	PP100D	93.80	

<b>TYPE E</b> Male camlock adaptor and hose shank 	SIZE	PART No.	LIST
	MM		\$/EACH
	15	PP15E	6.27
	20	PP20E	6.27
	25	PP25E	7.32
	32	PP32E	12.33
	40x32	PP4032E	12.33
	40	PP40E	12.33
	50	PP50E	13.61
80	PP80E	20.85	
100	PP100E	75.79	

<b>TYPE F</b> Male camlock adaptor and male BSP thread 	SIZE	PART No.	LIST
	MM		\$/EACH
	15	PP15F	6.27
	20	PP20F	6.27
	25	PP25F	7.32
	32	PP32F	11.13
	40x32	PP4032F	11.13
	40	PP40F	11.13
	50	PP50F	13.61
80	PP80F	24.67	
100	PP100F	74.79	

<b>TYPE DC</b> Female camlock dust cap 	SIZE	PART No.	LIST
	MM		\$/EACH
	15	PP15DC	17.19
	20	PP20DC	17.19
	25	PP25DC	19.65
	32	PP32DC	30.71
	40x32	PP4032DC	30.71
	40	PP40DC	30.71
	50	PP50DC	31.98
80	PP80DC	54.11	
100	PP100DC	78.53	

<b>TYPE DP</b> Male camlock dust plug 	SIZE	PART No.	LIST
	MM		\$/EACH
	15	PP15DP	6.27
	20	PP20DP	6.27
	25	PP25DP	7.32
	32	PP32DP	8.67
	40x32	PP4032DP	8.67
	40	PP40DP	8.67
	50	PP50DP	12.33
80	PP80DP	17.19	
100	PP100DP	46.28	

PRICES DO NOT INCLUDE GST  
E&O.E




# CAMLOCK COUPLINGS

## BRASS

TYPE A Camlock adaptor to female BSP thread	SIZE	PART No.	LIST
	MM		\$/EACH
	15	BR15A	25.15
	20	BR20A	25.91
	25	BR25A	27.64
	32	BR32A	37.93
	40	BR40A	43.56
	50	BR50A	54.89
	65	BR65A	113.78
	80	BR80A	95.66
	100	BR100A	195.38
	150	BR150A	410.69

TYPE B Female camlock to BSP male thread	SIZE	PART No.	LIST
	MM		\$/EACH
	15	BR15B	53.55
	20	BR20B	53.55
	25	BR25B	56.57
	32	BR32B	77.65
	40	BR40B	81.66
	50	BR50B	103.21
	65	BR65B	150.26
	80	BR80B	177.50
	100	BR100B	258.74
	150	BR150B	737.09

TYPE C Female camlock and hose shank	SIZE	PART No.	LIST
	MM		\$/EACH
	15	BR15C	53.26
	20	BR20C	55.36
	25	BR25C	59.59
	32	BR32C	78.82
	40	BR40C	83.46
	50	BR50C	99.25
	65	BR65C	168.26
	80	BR80C	180.10
	100	BR100C	273.79
	150	BR150C	842.39

TYPE D Female camlock and female BSP thread	SIZE	PART No.	LIST
	MM		\$/EACH
	15	BR15D	56.86
	20	BR20D	58.95
	25	BR25D	64.35
	32	BR32D	88.86
	40	BR40D	81.66
	50	BR50D	107.49
	65	BR65D	163.85
	80	BR80D	193.47
	100	BR100D	291.85
	150	BR150D	737.09

TYPE E Male camlock adaptor and hose shank	SIZE	PART No.	LIST
	MM		\$/EACH
	15	BR15E	34.62
	20	BR20E	36.71
	25	BR25E	38.51
	32	BR32E	49.31
	40	BR40E	53.55
	50	BR50E	76.43
	65	BR65E	115.98
	80	BR80E	146.01
	100	BR100E	216.12
	150	BR150E	673.90

TYPE F Male camlock adaptor and male BSP thread	SIZE	PART No.	LIST
	MM		\$/EACH
	15	BR15F	33.68
	20	BR20F	35.77
	25	BR25F	39.08
	32	BR32F	52.33
	40	BR40F	61.04
	50	BR50F	72.78
	65	BR65F	122.89
	80	BR80F	141.43
	100	BR100F	236.62
	150	BR150F	526.49


TYPE DC Female camlock dust cap	SIZE	PART No.	LIST
	MM		\$/EACH
	15	BR15DC	61.68
	20	BR20DC	60.17
	25	BR25DC	65.57
	32	BR32DC	75.27
	40	BR40DC	91.30
	50	BR50DC	85.32
	65	BR65DC	129.80
	80	BR80DC	172.96
	100	BR100DC	220.81
	150	BR150DC	652.87

TYPE DP Male camlock dust plug	SIZE	PART No.	LIST
	MM		\$/EACH
	15	BR15DP	29.63
	20	BR20DP	30.09
	25	BR25DP	40.02
	32	BR32DP	48.09
	40	BR40DP	45.42
	50	BR50DP	54.13
	65	BR65DP	90.26
	80	BR80DP	95.48
	100	BR100DP	138.40
	150	BR150DP	389.60

PRICES DO NOT INCLUDE GST  
E&O.E

# CAMLOCK COUPLINGS

## 316 STAINLESS STEEL

<b>TYPE A</b> Camlock adaptor to female BSP thread 	SIZE	PART No.	LIST
	MM		\$/EACH
	15	SS15A	65.65
	20	SS20A	57.02
	25	SS25A	71.81
	32	SS32A	92.93
	40	SS40A	101.38
	50	SS50A	114.05
	65	SS65A	171.07
	80	SS80A	190.08
100	SS100A	371.71	
150	SS150A	856.94	


<b>TYPE B</b> Female camlock to BSP male thread 	SIZE	PART No.	LIST
	MM		\$/EACH
	15	SS15B	113.96
	20	SS20B	96.27
	25	SS25B	109.82
	32	SS32B	118.27
	40	SS40B	133.06
	50	SS50B	180.40
	65	SS65B	249.22
	80	SS80B	321.02
100	SS100B	497.55	
150	SS150B	1403.95	

<b>TYPE C</b> Female camlock and hose shank 	SIZE	PART No.	LIST
	MM		\$/EACH
	15	SS15C	110.53
	20	SS20C	70.93
	25	SS25C	86.59
	32	SS32C	122.50
	40	SS40C	158.40
	50	SS50C	211.20
	65	SS65C	270.34
	80	SS80C	375.94
100	SS100C	570.24	
150	SS150C	1403.95	

<b>TYPE D</b> Female camlock and female BSP thread 	SIZE	PART No.	LIST
	MM		\$/EACH
	15	SS15D	113.96
	20	SS20D	67.58
	25	SS25D	80.26
	32	SS32D	114.05
	40	SS40D	147.84
	50	SS50D	202.75
	65	SS65D	274.56
	80	SS80D	386.50
100	SS100D	608.26	
150	SS150D	1451.82	

<b>TYPE E</b> Male camlock adaptor and hose shank 	SIZE	PART No.	LIST
	MM		\$/EACH
	15	SS15E	63.36
	20	SS20E	48.58
	25	SS25E	59.14
	32	SS32E	84.48
	40	SS40E	107.71
	50	SS50E	181.63
	65	SS65E	232.32
	80	SS80E	304.13
100	SS100E	473.09	
150	SS150E	1260.42	

<b>TYPE F</b> Male camlock adaptor and male BSP thread 	SIZE	PART No.	LIST
	MM		\$/EACH
	15	SS15F	115.20
	20	SS20F	92.93
	25	SS25F	114.05
	32	SS32F	126.72
	40	SS40F	139.39
	50	SS50F	166.85
	65	SS65F	240.77
	80	SS80F	304.13
100	SS100F	511.10	
150	SS150F	1273.18	


<b>TYPE DC</b> Female camlock dust cap 	SIZE	PART No.	LIST
	MM		\$/EACH
	15	SS15DC	109.38
	20	SS20DC	71.81
	25	SS25DC	84.48
	32	SS32DC	101.38
	40	SS40DC	114.05
	50	SS50DC	147.84
	65	SS65DC	150.92
	80	SS80DC	274.56
100	SS100DC	418.18	
150	SS150DC	1356.17	

<b>TYPE DP</b> Male camlock dust plug 	SIZE	PART No.	LIST
	MM		\$/EACH
	15	SS15DP	63.80
	20	SS20DP	54.91
	25	SS25DP	63.36
	32	SS32DP	84.48
	40	SS40DP	88.70
	50	SS50DP	97.15
	65	SS65DP	126.72
	80	SS80DP	185.86
100	SS100DP	259.78	
150	SS150DP	1180.00	

PRICES DO NOT INCLUDE GST  
E&O.E

# CAMLOCK ACCESSORIES


## CAMLOCK GASKETS

	BUNA-N SEAL			VITON SEAL		
	SIZE MM	PART No.	LIST \$/EACH	SIZE MM	PART No.	LIST \$/EACH
	15	CWB15	3.88	15	CWV15	31.36
	20	CWB20	4.32	20	CWV20	35.84
	25	CWB25	4.76	25	CWV25	36.72
	32	CWB32	5.62	32	CWV32	40.40
	40	CWB40	6.04	40	CWV40	50.56
	50	CWB50	6.92	50	CWV50	60.80
	65	CWB65	9.08	65	CWV65	69.20
	80	CWB80	14.26	80	CWV80	100.40
	100	CWB100	15.12	100	CWV100	150.96
	150	CWB150	30.24	150	CWV150	POA

CAMLOCK SHIMS (1MM NITRILE RUBBER)		
SIZE MM	PART No.	LIST \$/EACH
20	SHIM20	1.97
25	SHIM25	2.38
32	SHIM32	2.58
40	SHIM40	2.79
50	SHIM50	3.47
80	SHIM80	6.60
100	SHIM100	11.15


Other material available POA.

## CAMLOCK LEVERS & PINS


	BRASS LEVER & PINS			STAINLESS STEEL LEVER & PINS		
	SIZE MM	PART No.	LIST \$/EACH	SIZE MM	PART No.	LIST \$/EACH
	15	CLPB15	6.50	15	CLPS15	8.60
	20	CLPB20	6.50	20	CLPS20	8.60
	25	CLPB25	8.90	25	CLPS25	9.80
	32	CLPB32	12.00	32	CLPS32	20.12
	40	CLPB40	12.00	40	CLPS40	20.12
	50	CLPB50	12.00	50	CLPS50	20.12
	65	CLPB65	12.00	65	CLPS65	20.12
	80	CLPB80	14.60	80	CLPS80	21.20
	100	CLPB100	14.60	100	CLPS100	21.20
	150	CLPB150	62.40	150	CLPS150	POA

PRICES DO NOT INCLUDE GST  
E&O.E


## BRASS HOSE COUPLINGS – MACHINED

			BRASS NUT & TAIL		BRASS MALE LUMP END	
	THREAD BSP	HOSE I.D. MM	PART No.	LIST \$/EACH	PART No.	LIST \$/EACH
	12MM	12MM	BNTM1212	8.80	BMLEM1212	6.27
	20MM	12MM	BNTM2012	9.80	BMLEM2012	8.02
	20MM	20MM	BNTM2020	10.79	BMLEM2020	8.02
	25MM	12MM	BNTM2512	13.76	BMLEM2512	12.20
	25MM	20MM	BNTM2520	13.76	BMLEM2520	12.20
	25MM	25MM	BNTM2525	16.86	BMLEM2525	12.20
	32MM	25MM	BNTM3225	25.64	BMLEM3225	18.50
	32MM	32MM	BNTM3232	25.64	BMLEM3232	18.50
	38MM	32MM	BNTM3832	30.78	BMLEM3832	22.43
	38MM	38MM	BNTM3838	30.78	BMLEM3838	22.43
	50MM	38MM	BNTM5038	43.26	BMLEM5038	36.52
	50MM	50MM	BNTM5050	43.26	BMLEM5050	36.52
	63MM	63MM	BNTM6363	80.20	BMLEM6363	76.59
	75MM	75MM	BNTM7575	90.58	BMLEM7575	68.73
	100MM	100MM	BNTM100100	151.20	BMLEM100100	125.32

## POLYPROPYLENE HOSE COUPLINGS

			POLY NUT & TAIL		POLY MALE LUMP END	
	THREAD BSP	HOSE I.D. MM	PART No.	LIST \$/EACH	PART No.	LIST \$/EACH
	12MM	12MM	PNT1212	8.00	PMLE1212	2.90
	20MM	20MM	PNT2020	9.70	PMLE2020	3.38
	25MM	25MM	PNT2525	11.70	PMLE2525	5.70
	32MM	32MM	PNT3232	14.91	PMLE3232	6.20
	40MM	40MM	PNT4040	14.91	PMLE4040	7.10
	50MM	50MM	PNT5050	24.83	PMLE5050	14.30
	80MM	80MM	PNT8080	49.80	PMLE8080	45.45


## WASHERS TO SUIT ABOVE COUPLINGS


	SIZE MM	PART No.	LIST \$/EACH	SIZE MM	PART No.	LIST \$/EACH
		12	BNTW12	0.43	50	BNTW50
	20	BNTW20	0.45	63	BNTW63	1.55
	25	BNTW25	0.46	80	BNTW80	1.90
	32	BNTW32	0.52	100	BNTW100	2.77
	40	BNTW40	0.61			


PRICES DO NOT INCLUDE GST  
E&O.E


# BAUER TYPE COUPLINGS

## STANDARD DUTY - GALVANISED

MALE SPIGOT			
1	SIZE INCH	PART No.	LIST \$/EACH
	2	BMS50	22.33
	3	BMS75	39.70
	4	BMS100	77.88
	6	BMS150	132.44
	8	BMS200	274.24


FEMALE SPIGOT			
2	SIZE INCH	PART No.	LIST \$/EACH
	2	BFS50	18.16
	3	BFS75	35.46
	4	BFS100	55.42
	6	BFS150	116.38
	8	BFS200	212.89

LEVER CLOSURE RING			
3	SIZE INCH	PART No.	LIST \$/EACH
	2	BLCR50	19.36
	3	BLCR75	30.58
	4	BLCR100	48.07
	6	BLCR150	110.66
	8	BLCR200	174.79


O RING			
4	SIZE INCH	PART No.	LIST \$/EACH
	2	BOR50	2.26
	3	BOR75	3.63
	4	BOR100	6.00
	6	BOR150	17.38
	8	BOR200	21.29


A standard complete set of Bauer type couplings normally consists of male spigot, female spigot, lever closure ring and rubber seal (refer parts 1, 2, 3, & 4 above).


Prices per complete sets are as follows:

	SIZE	LIST PRICE PER SET
	2"	62.11
	3"	109.37
	4"	187.37
	6"	376.86
	8"	683.21

MALE WITH FLANGE & CLOSURE RING TABLE D			
	SIZE INCH	PART No.	LIST \$/EACH
	2	BMF50	100.43
	3	BMF75	180.29
	4	BMF100	272.25
	6	BMF150	472.12
	8	BMF200	866.90

FEMALE WITH FLANGE TABLE D			
	SIZE INCH	PART No.	LIST \$/EACH
	2	BFF50	98.56
	3	BFF75	138.05
	4	BFF100	187.99
	6	BFF150	475.42
	8	BFF200	489.87


MALE SPIGOT THREADED BSP			
	SIZE INCH	PART No.	LIST \$/EACH
	2	BMST50	40.37
	3	BMST75	56.70
	4	BMST100	89.76
	6	BMST150	177.32
	8	BMST200	313.39


FEMALE SPIGOT THREADED BSP			
	SIZE INCH	PART No.	LIST \$/EACH
	2	BFST50	34.49
	3	BFST75	47.85
	4	BFST100	70.40
	6	BFST150	145.42
	8	BFST200	250.07


PRICES DO NOT INCLUDE GST  
E&O.E


# BAUER TYPE COUPLINGS

## HEAVY DUTY - GALVANISED

MALE SPIGOT			
1	SIZE INCH	PART No.	LIST \$/EACH
	2	BMS50HD	27.91
	3	BMS75HD	49.63
	4	BMS100HD	97.35
	6	BMS150HD	165.55
	8	BMS200HD	342.80

FEMALE SPIGOT			
2	SIZE INCH	PART No.	LIST \$/EACH
	2	BFS50HD	22.70
	3	BFS75HD	44.33
	4	BFS100HD	69.28
	6	BFS150HD	145.48
	8	BFS200HD	266.11

LEVER CLOSURE RING			
3	SIZE INCH	PART No.	LIST \$/EACH
	2	BLCR50HD	24.20
	3	BLCR75HD	38.23
	4	BLCR100HD	60.09
	6	BLCR150HD	138.33
	8	BLCR200HD	218.49

O RING			
4	SIZE INCH	PART No.	LIST \$/EACH
	2	BOR50HD	2.83
	3	BOR75HD	4.54
	4	BOR100HD	7.50
	6	BOR150HD	21.73
	8	BOR200HD	26.61


A standard complete set of Bauer type couplings normally consists of male spigot, female spigot, lever closure ring and rubber seal (refer parts 1, 2, 3, & 4 above).


Prices per complete sets are as follows:

	SIZE	LIST PRICE PER SET
	2"	77.64
	3"	136.71
	4"	234.21
	6"	471.08
	8"	854.00

MALE WITH FLANGE & CLOSURE RING TABLE D			
	SIZE INCH	PART No.	LIST \$/EACH
	2	BMF50HD	125.54
	3	BMF75HD	225.36
	4	BMF100HD	340.31
	6	BMF150HD	590.15
	8	BMF200HD	1083.63

FEMALE WITH FLANGE TABLE D			
	SIZE INCH	PART No.	LIST \$/EACH
	2	BFF50HD	123.20
	3	BFF75HD	172.56
	4	BFF100HD	234.99
	6	BFF150HD	594.28
	8	BFF200HD	612.34


MALE SPIGOT THREADED BSP			
	SIZE INCH	PART No.	LIST \$/EACH
	2	BMST50HD	50.46
	3	BMST75HD	70.88
	4	BMST100HD	112.20
	6	BMST150HD	221.65
	8	BMST200HD	391.74


FEMALE SPIGOT THREADED BSP			
	SIZE INCH	PART No.	LIST \$/EACH
	2	BFST50HD	43.11
	3	BFST75HD	59.81
	4	BFST100HD	88.00
	6	BFST150HD	181.78
	8	BFST200HD	312.59

PRICES DO NOT INCLUDE GST  
E&O.E

## BAUER TYPE COUPLING PARTS & ACCESSORIES


### HEAVY DUTY MACHINED STEEL HOSE TAILS/SPIGOTS


MALE HOSE TAIL			
	SIZE	PART No.	LIST \$/EACH
	4"	BMS100M	146.00
	6"	BMS150M	248.00
	8"	BMS200M	412.00

FEMALE HOSE TAIL WITH O RING			
	SIZE	PART No.	LIST \$/EACH
	4"	BFS100M	104.00
	6"	BFS150M	218.22
	8"	BFS200M	399.20


### BAUER PARTS BLACK STEEL UNGALVANISED

For welding, fabrication, etc.

MALE PART – RAW BLACK			
	SIZE	PART No.	LIST \$/EACH
	2"	BMPB50	9.80
	3"	BMPB80	17.65
	4"	BMPB100	21.72
	6"	BMPB150	49.93
	8"	BMPB200	95.87

FEMALE HOSE TAIL WITH O RING			
	SIZE	PART No.	LIST \$/EACH
	2"	BFPB50	14.10
	3"	BFPB80	21.80
	4"	BFPB100	32.60
	6"	BFPB150	74.90
	8"	BFPB200	95.20

### GALVANISED BAUER TYPE BASKET STRAINERS

HOSE TAIL TO BASKET STRAINER			
	SIZE	PART No.	LIST \$/EACH
	2"	HTSE50	67.56
	3"	HTSE75	71.28
	4"	HTSE100	96.36
	5"	HTSE125	143.94
	6"	HTSE150	155.12
	8"	HTSE200	284.46

### ALUMINIUM SPLIT STRAINERS

Lightweight and strong; designed to fit onto standard size female Bauer type couplings. Easy and quick to fit and clean. Popular in mining, construction and hire industries.



SIZE	PART No.	LIST \$/EACH
4"	ALSS100	220.80
6"	ALSS150	332.80
8"	ALSS200	426.00
8"	ALSSA200	596.00
8"	ALSSB200	584.00

Model ALSSA200 incorporates 28 x 50mm holes

Model ALSSB200 incorporates 24 x 70mm holes

PRICES DO NOT INCLUDE GST  
E&O.E

## HIGH PRESSURE LAYFLAT HOSE COUPLINGS



A high quality, heavy duty hose coupling designed and manufactured in Germany especially for the mining, plant hire and pump industries. Machined tolerances to interface with a range of AIP's high pressure layflat water discharge hoses, including:

- Powaflex polyurethane high pressure mine pit dewatering layflat hose
- Hi-Flo green and black PVC layflat mine pit dewatering hose
- Pumpowa dewatering hose and Travelflex rubber layflat hose

Features include:


- Pressure rating PN16 (230 psi)
- Pressure seal and sleeve lock for safety
- Eliminates leak paths
- Re-usable
- Light and easy, quick to assemble and uncouple hoses in the field
- No external bolt threads, eliminating catch-up
- Strong, robust and corrosion-free
- Available in aluminium, brass and stainless steel (aluminium ex stock)






## HIGH PRESSURE LAYFLAT HOSE COUPLINGS


POWAFIT HOSE COUPLINGS (INCORPORATING NBR PRESSURE SEAL & SLEEVE LOCK)

	SIZE INCH	PART No.	LIST \$/EACH
	4	PAC100	POA
	6	PAC150	POA
	8	PAC200	POA
	10	PAC250	POA
	12	PAC300	POA


POWAFIT HOSE COUPLING TO TABLE E FLANGE (ANSI 150 FLANGES AVAILABLE ON REQUEST)

	SIZE INCH	PART No.	LIST \$/EACH
	4	PACFLG100	POA
	6	PACFLG150	POA
	8	PACFLG200	POA
	10	PACFLG250	POA
	12	PACFLG300	POA


POWAFIT HOSE TAIL DIRECT TO FIXED FLANGE

	SIZE INCH	PART No.	LIST \$/EACH
	8	PACFXDFLG200	POA
	10	PACFXDFLG250	POA
	12	PACFXDFLG300	POA

POWAFIT HOSE COUPLING TO FEMALE BSP THREAD

	SIZE INCH	PART No.	LIST \$/EACH
	4	PACBSP100	POA
	6	PACBSP150	POA
	8	PACBSP200	POA
	10	PACBSP250	POA
	12	PACBSP300	POA

POWAFIT BLANKING CAPS (WITH CHAIN)

	SIZE INCH	PART No.	LIST \$/EACH
	4	PACBC100	POA
	6	PACBC150	POA
	8	PACBC200	POA
	10	PACBC250	POA
	12	PACBC300	POA

PRICES DO NOT INCLUDE GST  
E&O.E

## CLAW COUPLINGS


A quality product. Conforms to AS 2660-1991 and AS 2554-1982.

Body material: plated finish carbon steel – AS 2074. Seal: NBR nitrile rubber.




### TYPE A


#### HOSE TAIL

	SIZE INCH/MM	PART No.	BOX QTY	LIST \$/EACH
	3/8" (10)	CCHT10	50	14.20
	1/2" (12)	CCHT12	50	14.20
	3/4" (20)	CCHT20	50	14.20
	1" (25)	CCHT25	50	14.20
	1 1/4" (32)	CCHT32	40	17.95


### MALE BSP

	SIZE INCH/MM	PART No.	BOX QTY	LIST \$/EACH
	3/8" (10)	CCMT10	50	14.20
	1/2" (12)	CCMT12	50	14.20
	3/4" (20)	CCMT20	50	14.20
	1" (25)	CCMT25	50	14.20
	1 1/4" (32)	CCMT32	40	17.95


### FEMALE BSP

	SIZE INCH/MM	PART No.	BOX QTY	LIST \$/EACH
	3/8" (10)	CCFT10	50	14.20
	1/2" (12)	CCFT12	50	14.20
	3/4" (20)	CCFT20	50	14.20
	1" (25)	CCFT25	50	14.20
	1 1/4" (32)	CCFT32	40	17.95

### 3 WAY

	SIZE INCH/MM	PART No.	LIST \$/EACH
	3/8" (10)	CC3W10	42.60
	1/2" (12)	CC3W12	42.60
	3/4" (20)	CC3W20	42.60
	1" (25)	CC3W25	42.60
	1 1/4" (32)	CC3W32	42.60

### BLANK END

	SIZE INCH/MM	PART No.	LIST \$/EACH
	3/8" (10)	CCBE10	14.85
	1/2" (12)	CCBE12	14.85
	3/4" (20)	CCBE20	14.85
	1" (25)	CCBE25	14.85
	1 1/4" (32)	CCBE32	14.85

PRICES DO NOT INCLUDE GST  
E&O.E

# POWAFIT™

## CLAW COUPLINGS


A quality product. Conforms to AS 2660-1991 and AS 2554-1982.

Body material: plated finish carbon steel – AS 2074. Seal: NBR nitrile rubber.




### TYPE S


#### HOSE TAIL

	SIZE INCH/MM	PART No.	BOX QTY	LIST \$/EACH
	½" (12)	CCHTS12	50	14.20
	¾" (20)	CCHTS20	50	14.20
	1" (25)	CCHTS25	50	14.20
	1¼" (32)	CCHTS32	50	17.95
	1½" (38)	CCHTS38	15	48.60
	2" (50)	CCHTS50	6	48.60
	3" (75)	CCHTS75	1	147.80


### MALE BSP

	SIZE INCH/MM	PART No.	BOX QTY	LIST \$/EACH
	½" (12)	CCMTS12	50	14.20
	¾" (20)	CCMTS20	50	14.20
	1" (25)	CCMTS25	50	14.20
	1¼" (32)	CCMTS32	50	17.95
	1½" (38)	CCMTS38	15	48.60
	2" (50)	CCMTS50	12	48.60
	3" (75)	CCMTS75	1	147.80

### FEMALE BSP

	SIZE INCH/MM	PART No.	BOX QTY	LIST \$/EACH
	½" (12)	CCFTS12	50	14.20
	¾" (20)	CCFTS20	50	14.20
	1" (25)	CCFTS25	50	14.20
	1¼" (32)	CCFTS32	50	17.95
	1½" (38)	CCFTS38	15	48.60
	2" (50)	CCFTS50	15	48.60
	3" (75)	CCFTS75	1	147.80

### 3 WAY



	SIZE INCH/MM	PART No.	LIST \$/EACH
	½" (12)	CC3WS12	42.60
	¾" (20)	CC3WS20	42.60
	1" (25)	CC3WS25	42.60
	1¼" (32)	CC3WS32	42.60
	1½" (38)	CC3WS38	118.00
	2" (50)	CC3WS50	118.00

PRICES DO NOT INCLUDE GST  
E&O.E

## CLAW CLAMPS & ACCESSORIES


### CLAW CLAMPS

Plated finish carbon steel – AS 2074.

	SIZE INCH	SIZE RANGE MM	PART No.	BOX QTY	LIST \$/EACH
	½	22-29	DBCC29	50	11.50
	¾	28-34	DBCC34	50	12.80
	1	35-40	DBCC40	50	13.45
	1¼	42-47	DBCC47	15	14.20
	1½	50-54	DBCC54	15	28.70
	2	63-67	DBCC67	15	35.80
	3	94-115	DBCC115	1	POA


### CLAW CLAMPS – to suit PVC FRAS

Plated finish carbon steel – AS 2074.


	SIZE INCH	SIZE RANGE MM	PART No.	BOX QTY	LIST \$/EACH
	½	19-24	DBCPVC24	50	11.50
	1	31-38	DBCPVC38	50	13.45
	1½	47-50	DBCPVC50	15	28.70

### SAFETY LOCKING PIN

It is necessary to ensure that safety locking pins are fitted to the couplings to prevent accidental opening when operating under pressure. This also ensures that the couplings are correctly connected, as the pin will only go through the holes when both couplings are locked into position.

	PART No.	DESCRIPTION	LIST \$/EACH
	SLP	D shape safety locking pin	0.45

### POWAFIT CLAW COUPLING RUBBER SEALS – NBR NITRILE

	TYPE	SIZE RANGE	PART No.	LIST \$/EACH
	A & S	3/8" – 1¼"	PRSAS	1.85
	S	1½" – 2"	PRSS	4.50
	S	3"	PRSS3	10.20

### SAFETY WHIPCHECKS/HOSE RESTRAINTS



Available in a range of sizes and styles. For details, please contact your nearest AIP sales office.

PRICES DO NOT INCLUDE GST  
E&O.E



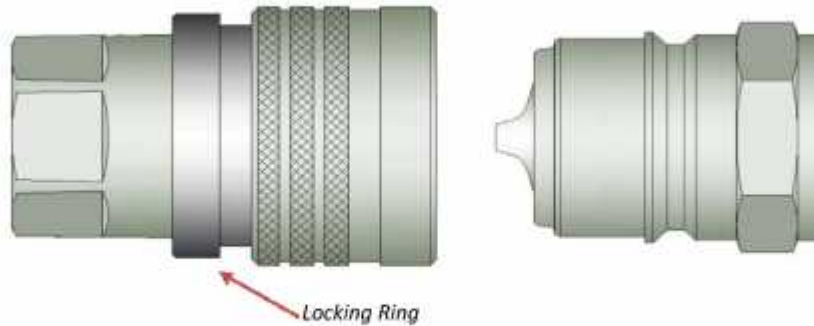
**Interchange Chart**

PART NO		INTERCHANGE								
Series	Page	Faster	Parker	Aeroquip	Safeway	DNP	Ryco	Stucci	Hansen	Tema
QTC	C.02							IRH		T
QOV	C.03	NV	4000	FD42	S20	PDV	R80	IR		
QOB	C.04	NS	4000	FD42	S20	PDS	R91	IR		
QAV	C.05	ANV	6600	FD56	S56	PAV	R82	BIR	HA15000	IA
QAVP	C.03	CNV/CPV	4200				R81-P	IRS-V		
QABP	C.04									
QAVSS	C.06	ANV	6600	FD56	S56	PAVX		BIR	HA15000	
QBV	C.07	HNV	60	FD45	S10	PBVM		IRB	HK	IB
QBVBR	C.08	HNV	60	FD45	S10	PBVM		IRBO	HK	IB MPX
QJV/QJB	C.09	PVVM	3000		S30	PVM	R100	IVHP	WAS6000	
QFF	C.10	2FFI	FE	FD89	S56	PLT4	R110	FIRG	QA29000	IF

**Quality Quick Release couplings for**  
*Agriculture*  
*Industry*  
*Construction*  
*Earth Moving*

**QTC**

**High Flow Couplings**



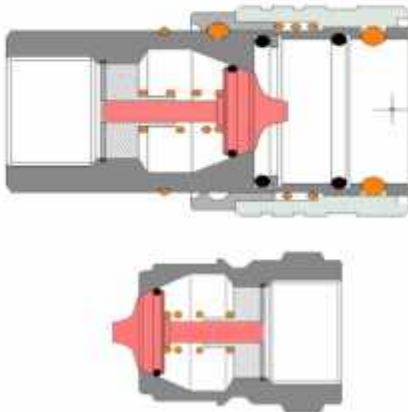
**Steel - Trivalent Plated**

**APPLICATIONS**

A rugged high flow coupling offering minimum pressure drop and minimum flow drop. Particularly suited to hydraulic applications in the transport industry. Also suited to the high flow requirements of the commercial carpet cleaning industry.

**FEATURES**

Manual locking ring to prevent accidental disconnection  
Double O Ring for improved sealing



Coupler	List Price	Body Size	Thread			W.P. (Bar)
				T	Dash	
QTC-08F	\$51.70		BSPP	1/2"	-08	300
QTC-12F	\$94.76		BSPP	3/4"	-12	300
QTC-16F	\$157.40		BSPP	1"	-16	300

Note - Burst pressure 1,000 bar

Male Tip	List Price	Body Size	Thread			W.P. (Bar)
				T	Dash	
QTC-08M	\$16.42		BSPP	1/2"	-08	300
QTC-12M	\$29.80		BSPP	3/4"	-12	300
QTC-16M	\$53.16		BSPP	1"	-16	300

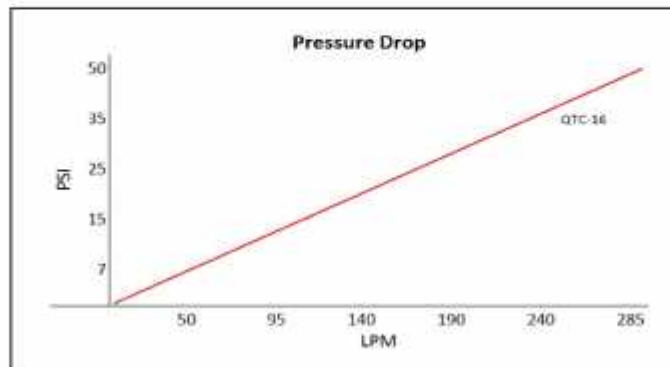
Note - Burst pressure 1,000 bar

**INTERCHANGE**

This range interchanges with:  
Tema T series, Stucci IRH

**TECHNICAL**

Coupler Body - Steel, Trivalent Plated  
Poppet Type Steel Valve  
Seals - Nitrile (Buna N) with PTFE backup ring  
Temperature Range: -25C to +125C



### QOV

#### Steel - Trivalent Plated

##### APPLICATIONS

General purpose steel hydraulic quick release couplings

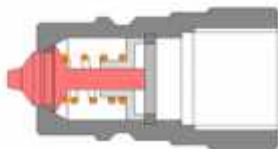
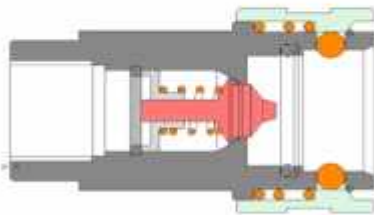
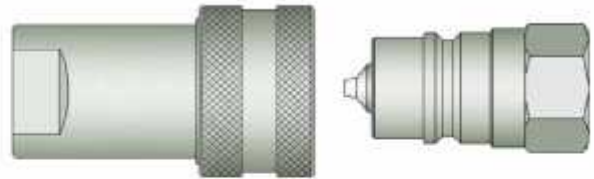
Typical applications include Agriculture, industrial equipment, earthmoving and construction equipment

##### FEATURES

Single acting, pull to release, sleeve Poppet type valve for improved sealing

\* The -08 (1/2") couplers interchange with ISO Type A \*

#### Standard Series Poppet Valve



Coupler	List Price	Body Size	Thread			W.P. (Bar)
			T	Dash		
QOV-04F	\$27.05	1/4"	BSPP	1/4"	-04	350
QOV-06F	\$27.63	3/8"	BSPP	3/8"	-06	300
QAV-08F	\$28.34	1/2"	BSPP	1/2"	-08	250
QOV-12F	\$69.14	3/4"	BSPP	3/4"	-12	250
QOV-16F	\$106.31	1"	BSPP	1"	-16	230
QAV-12UNF	\$28.48	1/2"	UNF	3/4"	-12	250
QAV-14UNF	\$28.48	1/2"	UNF	7/8"	-14	250

Male Tip	List Price	Body Size	Thread			W.P. (Bar)
			T	Dash		
QOV-04M	\$11.28	1/4"	BSPP	1/4"	-04	350
QOV-06M	\$12.15	3/8"	BSPP	3/8"	-06	300
QAV-08M	\$13.38	1/2"	BSPP	1/2"	-08	250
QOV-12M	\$29.22	3/4"	BSPP	3/4"	-12	250
QOV-16M	\$45.99	1"	BSPP	1"	-16	230
QAV-12UNM	\$13.56	1/2"	UNF	3/4"	-12	250
QAV-14UNM	\$13.56	1/2"	UNF	7/8"	-14	250

##### INTERCHANGE

This range interchanges with:  
Faster NV, Parker 4000, Aeroquip FD42,  
Safeway S20, DNP PDV

\* In 1/2" only, interchange with ISO 7241-1 A

##### TECHNICAL

Coupler Body - Steel, Trivalent Plated  
Poppet Type Valve  
Seals - Nitrile (Buna N) with PTFE backup ring  
Temperature Range: -25C to +125C  
\*\* Optional Thread - NPT

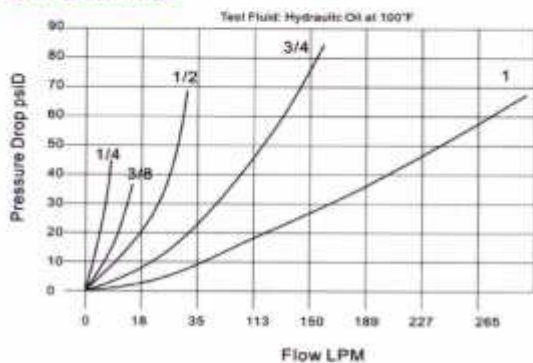
##### PUSH-PULL TYPE COUPLERS



Coupler	List Price	H (mm)	Thread			W.P. (Bar)
			T	Dash		
QAVP-08F	\$29.55	1/2"	BSPP	1/2"	-08	250
QAVP-12UNF	\$30.12	1/2"	UNF	3/4"	-12	250
QAVP-14UNF	\$30.68	1/2"	UNF	7/8"	-14	250

These couplers are commonly used in Agricultural market. They are designed to be panel mounted allowing connection / disconnection by either a push or pull motion.

##### PERFORMANCE



##### DUST CAPS and PLUGS



**QOB**

**Steel - Trivalent Plated**

**APPLICATIONS**

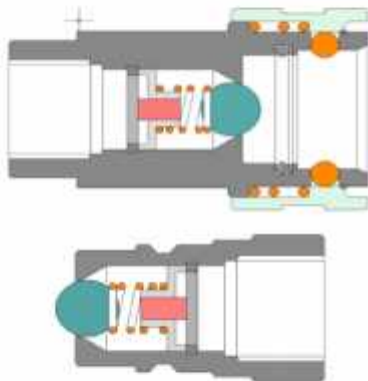
General purpose steel hydraulic quick release couplings

Typical applications include Agriculture, industrial equipment, earthmoving and construction equipment

**FEATURES**

Single acting, pull to release, sleeve  
Poppet type valve for improved sealing

\* The -08 (1/2") couplers interchange with ISO Type A \*



**Standard Series Ball Type**



Coupler	List Price	Body Size	Thread			W.P. (Bar)
				T	Dash	
QOB-04F	\$27.07	1/4"	BSPP	1/4"	-04	350
QOB-06F	\$27.73	3/8"	BSPP	3/8"	-06	300
QAB-08F	\$28.39	1/2"	BSPP	1/2"	-08	250
QAB-12UNF	\$28.39	1/2"	UNF	3/4"	-12	250
QAB-14UNF	\$28.53	1/2"	UNF	7/8"	-14	250

Male Tip	List Price	Body Size	Thread			W.P. (Bar)
				T	Dash	
QOB-04M	\$11.37	1/4"	BSPP	1/4"	-04	350
QOB-06M	\$12.20	3/8"	BSPP	3/8"	-06	300
QAB-08M	\$9.76	1/2"	BSPP	1/2"	-08	250
QAB-12UNM	\$11.45	1/2"	UNF	3/4"	-12	250
QAB-14UNM	\$11.45	1/2"	UNF	7/8"	-14	250

**INTERCHANGE**

This range interchanges with:  
Faster NS, Parker 4000, Aeroquip FD42,  
Safeway S20, DNP PDS  
\* In 1/2" only, interchange with ISO 7241-1 A

**TECHNICAL**

Coupler Body - Steel, Trivalent Plated  
Ball Type Valve  
Seals - Nitrile (Buna N) with PTFE backup ring  
Temperature Range: -25C to +125C  
\*\* Optional Thread - NPT

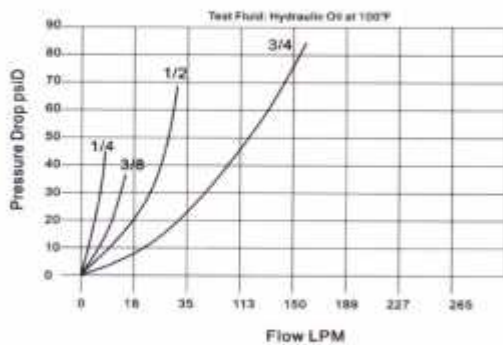
**PUSH-PULL TYPE COUPLERS**



Coupler	List Price	H (mm)	Thread			W.P. (Bar)
				T	Dash	
QABP-08F	\$29.55	1/2"	BSPP	1/2"	-08	250
QABP-12UNF	\$30.12	1/2"	UNF	3/4"	-12	250
QABP-14UNF	\$30.68	1/2"	UNF	7/8"	-14	250

These couplers are commonly used in Agricultural market. They are designed to be panel mounted allowing connection / disconnection by either a push or pull motion.

**PERFORMANCE**



**DUST CAPS and PLUGS**



PRICES DO NOT INCLUDE GST  
E&O.E



### QAV

Steel - Trivalent Plated

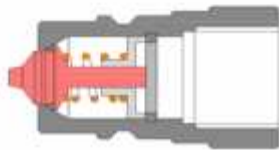
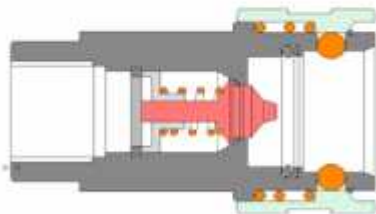
#### APPLICATIONS

General purpose steel hydraulic quick release couplings

Typical applications include Agriculture, industrial equipment, earthmoving and construction equipment

#### FEATURES

Single acting, pull to release, sleeve Poppet type valve for improved sealing



### ISO 7241-1 Type A Poppet Valve



Coupler	List Price	Body Size	Thread			W.P. (Bar)
			T	Dash		
QAV-04F	\$27.05	1/4"	BSPP	1/4"	-04	350
QAV-06F	\$27.63	3/8"	BSPP	3/8"	-06	300
QAV-08F	\$28.34	1/2"	BSPP	1/2"	-08	250
QAV-12F	\$60.78	3/4"	BSPP	3/4"	-12	250
QAV-16F	\$92.96	1"	BSPP	1"	-16	230
QAV-20F	POA	1.1/4"	BSPP	1.1/4"	-20	230
QAV-24F	POA	1.1/2"	BSPP	1.1/2"	-24	180
QAV-32F	POA	2"	BSPP	2"	-32	130

Male Tip	List Price	Body Size	Thread			W.P. (Bar)
			T	Dash		
QAV-04M	\$12.00	1/4"	BSPP	1/4"	-04	350
QAV-06M	\$12.90	3/8"	BSPP	3/8"	-06	300
QAV-08M	\$13.38	1/2"	BSPP	1/2"	-08	250
QAV-12M	\$31.08	3/4"	BSPP	3/4"	-12	250
QAV-16M	\$48.93	1"	BSPP	1"	-16	230
QAV-20M	POA	1.1/4"	BSPP	1.1/4"	-20	230
QAV-24M	POA	1.1/2"	BSPP	1.1/2"	-24	180
QAV-32M	POA	2"	BSPP	2"	-32	130

#### INTERCHANGE

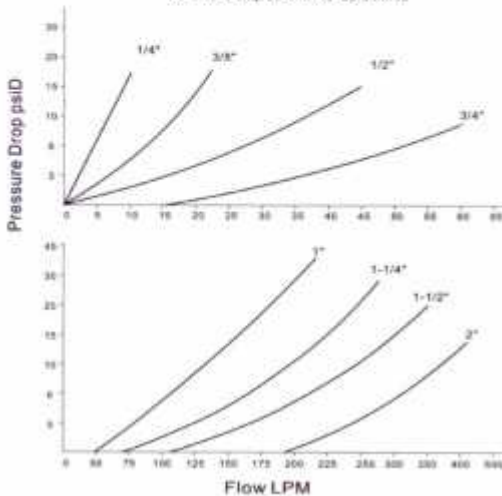
This range interchanges with:

Faster ANV, Parker 6600, Aeroquip FD56  
Safeway S56, DNP PAV, Hansen HA15000

Push/Pull	List Price	Body Size	Thread			W.P. (Bar)
			T	Dash		
QAVP-08F	\$29.55	1/4"	BSPP	1/2"	-08	250
QAV-12UNF	\$30.12	3/8"	UNF	3/4"	-12	250

#### PERFORMANCE

Test Fluid: Hydraulic Oil at 100°F  
OIL 40°C drop 28.8mm<sup>2</sup>/s = 35.3mm<sup>2</sup>/s



#### TECHNICAL

Coupler Body - Steel, Trivalent Plated  
Ball Type Valve  
Seals - Nitrile (Buna N) with PTFE backup ring  
Temperature Range: -25C to +120C

#### DUST CAPS and PLUGS



Size	Plastic Plug		Plastic Cap	
1/4"	QPP-04	\$2.29	QPC-04	\$2.29
3/8"	QPP-06	\$2.94	QPC-06	\$2.94
1/2"	QPP-08	\$4.01	QPC-08	\$4.01
3/4"	QPP-12	\$4.99	QPC-12	\$4.99
1"	QPP-16	\$6.21	QPC-16	\$6.21

\* Suitable for QOV, QAV, QOB, QAVSS

PRICES DO NOT INCLUDE GST  
E&O.E

### QAVSS

**Stainless Steel (316)**

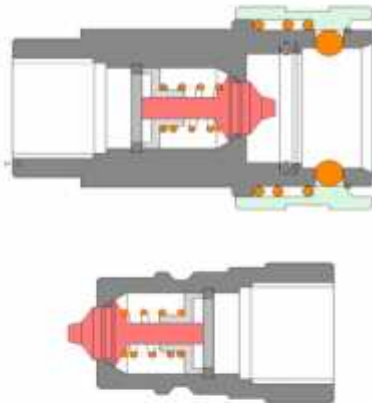
#### APPLICATIONS

General purpose steel hydraulic quick release couplings  
Suitable for use in corrosive conditions such as marine  
Also suitable for the transfer of corrosive materials such as acids and chemicals.

#### FEATURES

Single acting, pull to release, sleeve  
Poppet type valve for improved sealing

### ISO 7241-1 Type A Poppet Valve



Coupler	List Price	Body Size	Thread			W.P. (Bar)
				T	Dash	
QAVSS-04F	POA	1/4"	BSPP	1/4"	-04	350
QAVSS-06F	POA	3/8"	BSPP	3/8"	-06	300
QAVSS-08F	POA	1/2"	BSPP	1/2"	-08	250
QAVSS-12F	POA	3/4"	BSPP	3/4"	-12	250
QAVSS-16F	POA	1"	BSPP	1"	-16	230
QAVSS-20F	POA	1.1/4"	BSPP	1.1/4"	-20	230
QAVSS-24F	POA	1.1/2"	BSPP	1.1/2"	-24	180
QAVSS-32F	POA	2"	BSPP	2"	-32	130

Male Tip	List Price	Body Size	Thread			W.P. (Bar)
				T	Dash	
QAVSS-04M	POA	1/4"	BSPP	1/4"	-04	350
QAVSS-06M	POA	3/8"	BSPP	3/8"	-06	300
QAVSS-08M	POA	1/2"	BSPP	1/2"	-08	250
QAVSS-12M	POA	3/4"	BSPP	3/4"	-12	250
QAVSS-16M	POA	1"	BSPP	1"	-16	230
QAVSS-20M	POA	1.1/4"	BSPP	1.1/4"	-20	230
QAVSS-24M	POA	1.1/2"	BSPP	1.1/2"	-24	180
QAVSS-32M	POA	2"	BSPP	2"	-32	130

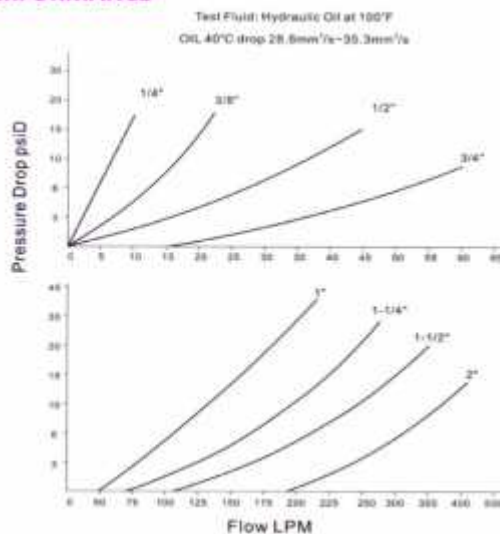
#### INTERCHANGE

This range interchanges with:  
Faster ANV, Parker 6600, Aeroquip FD56  
Safeway S56, DNP PAVX, Hansen HA15000

#### TECHNICAL

Coupler Body - Stainless Steel 316  
Ball Type Valve  
Seals - Nitrile (Buna N) with PTFE backup ring  
Temperature Range: -25C to +125C

#### PERFORMANCE



#### DUST CAPS and PLUGS



PRICES DO NOT INCLUDE GST  
E&O.E

### QBV

#### Steel - Trivalent Plated

##### APPLICATIONS

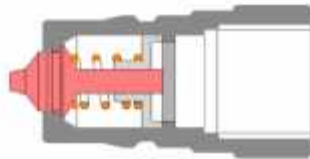
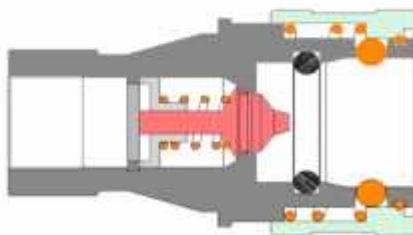
General purpose steel hydraulic quick release couplings

Typical applications include Agriculture, industrial equipment, earthmoving and construction equipment

##### FEATURES

Single acting, pull to release, sleeve Poppet type valve for improved sealing

### ISO 7241 - 1 Type B Poppet Valve



Coupler	List Price	Body Size	Thread			W.P. (Bar)
				T	Dash	
QBV-04F	\$24.38	1/4"	BSPP	1/4"	-04	350
QBV-06F	\$30.74	3/8"	BSPP	3/8"	-06	315
QBV-08F	\$35.78	1/2"	BSPP	1/2"	-08	250
QBV-12F	\$65.53	3/4"	BSPP	3/4"	-12	230
QBV-16F	\$93.65	1"	BSPP	1"	-16	200
QBV-20F	POA	1.1/4"	BSPP	1.1/4"	-20	100
QBV-24F	POA	1.1/2"	BSPP	1.1/2"	-24	80
QBV-32F	POA	2"	BSPP	2"	-32	60

Male Tip	List Price	Body Size	Thread			W.P. (Bar)
				T	Dash	
QBV-04M	\$13.17	1/4"	BSPP	1/4"	-04	350
QBV-06M	\$14.69	3/8"	BSPP	3/8"	-06	315
QBV-08M	\$16.46	1/2"	BSPP	1/2"	-08	250
QBV-12M	\$25.47	3/4"	BSPP	3/4"	-12	230
QBV-16M	\$41.22	1"	BSPP	1"	-16	200
QBV-20M	POA	1.1/4"	BSPP	1.1/4"	-20	100
QBV-24M	POA	1.1/2"	BSPP	1.1/2"	-24	80
QBV-32M	POA	2"	BSPP	2"	-32	60

##### INTERCHANGE

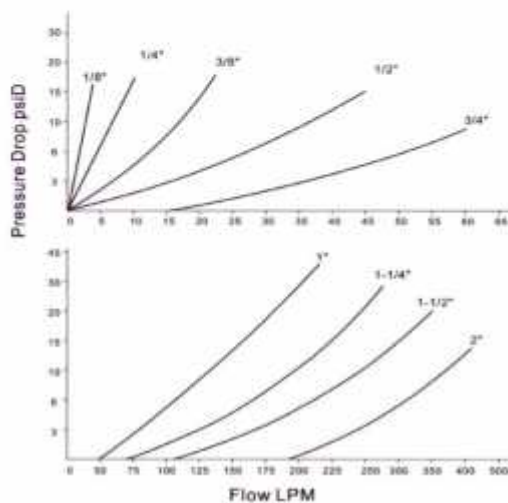
This range interchanges with:  
Faster HNV, Parker 60, Aeroquip FD45  
DNP PBV, Hansen HK, Stucchi IRB

##### TECHNICAL

Coupler Body - Steel, Trivalent Plated  
Poppet Type Valve  
Seals - Nitrile (Buna N) with PTFE backup ring  
Temperature Range: -25C to +120C

##### PERFORMANCE

Test Fluid: Hydraulic Oil at 100°F



##### DUST CAPS and PLUGS



\* Available in 316 Stainless Steel \*  
Price and Availability on request

**QBVBR**

**BRASS**

**APPLICATIONS**

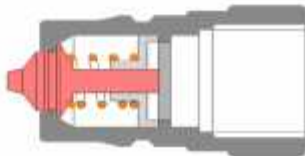
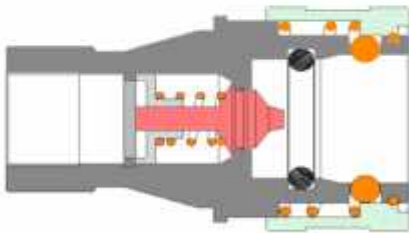
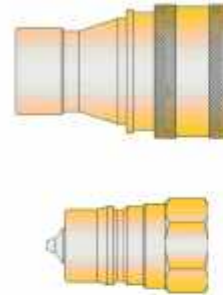
General purpose steel hydraulic quick release couplings

Typical applications include Agriculture, industrial equipment, earthmoving and construction equipment

**FEATURES**

Single acting, pull to release, sleeve Poppet type valve for improved sealing

**ISO 7241-1 Type B Poppet Valve**



Coupler	List Price	Body Size	Thread			W.P. (Bar)
				T	Dash	
QBVBR-02F	\$51.90	1/8"	BSPP	1/8"	-02	200
QBVBR-04F	\$51.90	1/4"	BSPP	1/4"	-04	180
QBVBR-06F	\$71.95	3/8"	BSPP	3/8"	-06	180
QBVBR-08F	\$114.06	1/2"	BSPP	1/2"	-08	160
QBVBR-12F	\$190.47	3/4"	BSPP	3/4"	-12	120

Male Tip	List Price	Body Size	Thread			W.P. (Bar)
				T	Dash	
QBVBR-02M	\$22.52	1/8"	BSPP	1/8"	-02	200
QBVBR-04M	\$22.52	1/4"	BSPP	1/4"	-04	180
QBVBR-06M	\$25.58	3/8"	BSPP	3/8"	-06	180
QBVBR-08M	\$39.07	1/2"	BSPP	1/2"	-08	160
QBVBR-12M	\$65.11	3/4"	BSPP	3/4"	-12	120

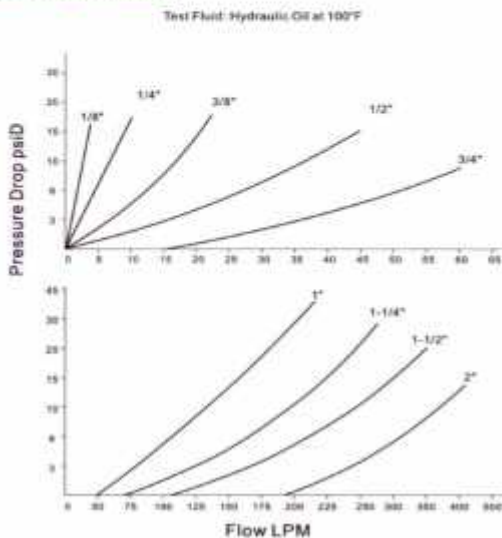
**INTERCHANGE**

This range interchanges with:  
Faster HNV, Parker 60, Aeroquip FD45  
DNP PBV, Hansen HK, Stucchi IRB

**TECHNICAL**

Coupler Body - Brass  
Poppet Type Valve  
Seals - Nitrile (Buna N) with PTFE backup ring  
Temperature Range: -25C to +120C

**PERFORMANCE**



**DUST CAPS and PLUGS**



PRICES DO NOT INCLUDE GST  
E&O.E

**QJV / QJB**

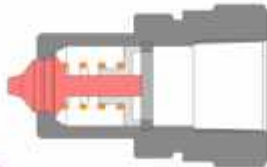
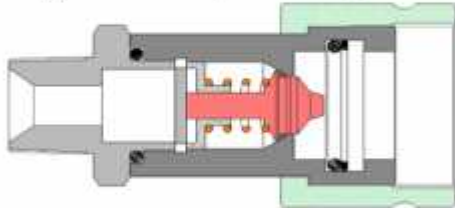
Steel - Trivalent Plated

**APPLICATIONS**

Designed for use in high pressure jacking applications where cylinders, jacks and rescue equipment are connected to pumps.

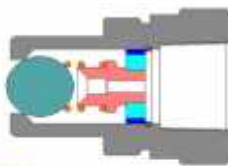
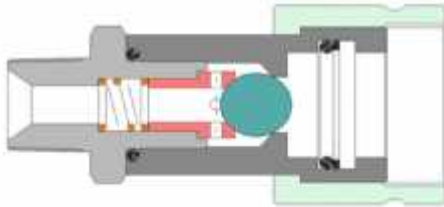
**FEATURES**

Threaded sleeve connection method  
Poppet valve for improved sealing

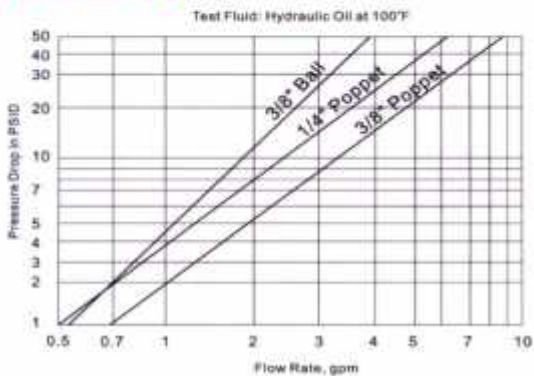


**TECHNICAL**

Coupler Body - Steel, Trivalent Plated  
Poppet Type Valve  
Seals - Nitrile (Buna N) with PTFE backup ring  
Temperature Range: -25C to +125C



**PERFORMANCE**



**Screw Connect Jack Couplings**



Coupler	List Price	Body Size	Thread			W.P. (Bar)
			T	Dash		
QJV-04F	\$37.08	1/4"	NPT	1/4"	-04	700
QJV-06F	\$37.98	3/8"	NPT	3/8"	-06	700

Male Tip	List Price	Body Size	Thread			W.P. (Bar)
			T	Dash		
QJV-04M	\$19.55	1/4"	NPT	1/4"	-04	700
QJV-06M	\$19.99	3/8"	NPT	3/8"	-06	700

**INTERCHANGE**

This range interchanges with:  
Faster PVVM, Parker 3000, Safeway S30  
DNP PVM, Hansen WA56000

Coupler	List Price	Body Size	Thread			W.P. (Bar)
			T	Dash		
QJB-04F	\$37.08	1/4"	NPT	1/4"	-04	700
QJB-06F	\$37.98	3/8"	NPT	3/8"	-06	700

Male Tip	List Price	Body Size	Thread			W.P. (Bar)
			T	Dash		
QJB-04M	\$19.55	1/4"	NPT	1/4"	-04	700
QJB-06M	\$19.99	3/8"	NPT	3/8"	-06	700

**INTERCHANGE**

This range interchanges with:  
Faster PVVM, Parker 3000, Safeway S30  
DNP PVM, Hansen WA56000

**DUST CAPS and PLUGS**



Dust Plug		Dust Cap	
QJDP	\$9.89	QJDC	\$7.28

PRICES DO NOT INCLUDE GST  
E&O.E

### QFF

#### Steel - Trivalent Plated

##### APPLICATIONS

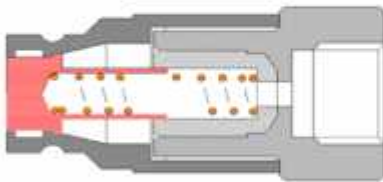
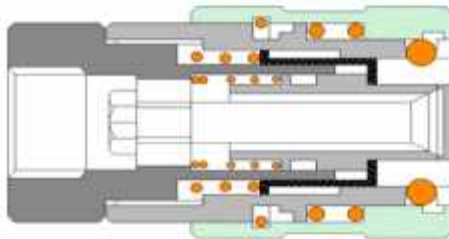
Widely used in the public utility markets where oil spillage can constitute a serious hazard. Used widely for quick change of hydraulic tools in construction, rail and earthmoving industries. The ease of cleaning makes them ideal for use in these hostile environments.

##### OPTIONS

Also available with NPT and UNF threads

Optional Seal materials

- Viton
- Neoprene
- EPDM



#### Flat Face ISO-16028



Coupler	List Price	Body Size	Thread		W.P. (Bar)	
			T	Dash		
QFF-04F	\$34.93	1/4"	BSPP	1/4"	-04	300
QFF-06F	\$49.55	3/8"	BSPP	3/8"	-06	250
QFF-0608F	\$49.55	3/8"	BSPP	1/2"	-08	250
QFF-08F	\$60.32	1/2"	BSPP	1/2"	-08	250
QFF-0812F	\$60.32	1/2"	BSPP	3/4"	-12	250
QFF-12F	\$124.33	3/4"	BSPP	3/4"	-12	250
QFF-1216F	\$124.33	3/4"	BSPP	1"	-16	250
QFF-16F	\$161.88	1"	BSPP	1"	-16	210
QFF-1620F	\$161.88	1"	BSPP	1.1/4"	-20	210

Male Tip	List Price	Body Size	Thread		W.P. (Bar)	
			T	Dash		
QFF-04M	\$24.16	1/4"	BSPP	1/4"	-04	350
QFF-06M	\$29.39	3/8"	BSPP	3/8"	-06	350
QFF-0608M	\$29.39	3/8"	BSPP	1/2"	-08	350
QFF-08M	\$29.24	1/2"	BSPP	1/2"	-08	300
QFF-0812M	\$29.24	1/2"	BSPP	3/4"	-12	300
QFF-12M	\$74.78	3/4"	BSPP	3/4"	-12	300
QFF-1216M	\$74.78	3/4"	BSPP	1"	-16	300
QFF-16M	\$97.25	1"	BSPP	1"	-16	210
QFF-1620M	\$97.25	1"	BSPP	1.1/4"	-20	210

##### INTERCHANGE

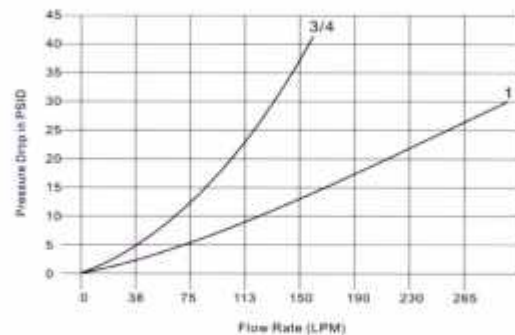
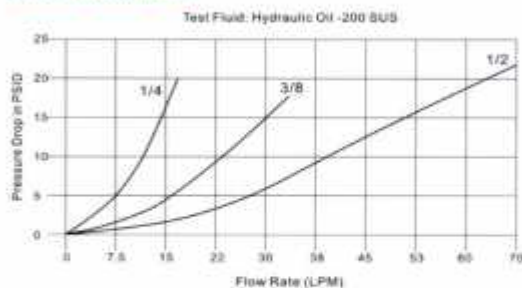
This range interchanges with:  
Faster FFI/FFN, Parker FE, Aeroquip FD89,  
Safeway S56, DNP PLT4, Hansen QA29000

##### TECHNICAL

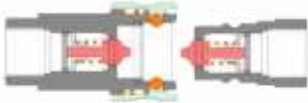
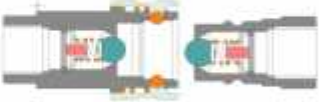
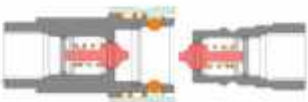
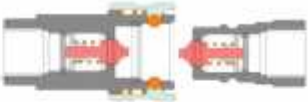





Coupler Body - Steel, Trivalent Plated  
Ball Type Valve  
Standard Seals - Nitrile (Buna N)  
Temperature Range: -20C to +120C

Optional Seals - Viton  
Temperature Range: -20C to +175C


##### PERFORMANCE





\* Available in 316 Stainless Steel \*  
Price and Availability on request


<b>Quick Selection Guide</b>	<p><b>QOV</b> Faster NV, Parker 4000</p> 
	<p><b>QOB</b> Faster NS, Parker 4000</p> 
	<p><b>QAV</b> ISO 7421-1 Type A</p> 
	<p><b>QAVSS</b> ISO 7421-1 Type A, 316 Stainless</p> 
	<p><b>QBV</b> ISO 7421-1 Type B</p> 
	<p><b>QBVBR</b> ISO 7421-1 Type B, Brass</p> 
	<p><b>QTC</b> High Flow Transport Industry</p> 
	<p><b>QJV,QJB</b> Screw Type Jacking Industry Poppet Type and Ball Type</p> 
	<p><b>QFF</b> ISO 16028 Flat Face</p> 


## GROUND JOINT COUPLINGS


HOSE STEM WITH FEMALE SPUD			
	SIZE MM	PART No.	LIST \$/EACH
	12	GJHSFS12	47.00
	20	GJHSFS20	60.85
	25	GJHSFS25	60.90
	32	GJHSFS32	118.50
	38	GJHSFS38	123.60
	50	GJHSFS50	134.90
	63	GJHSFS63	396.35
	75	GJHSFS75	415.20
	100	GJHSFS100	941.47


HOSE STEM ONLY			
	SIZE MM	PART No.	LIST \$/EACH
	12	GJS12	11.85
	20	GJS20	23.70
	25	GJS25	24.35
	32	GJS32	44.45
	38	GJS38	44.45
	50	GJS50	44.50
	63	GJS63	105.00
	75	GJS75	122.90
	100	GJS100	286.83

WING NUT			
	SIZE MM	PART No.	LIST \$/EACH
	12	GJWN12	11.00
	20	GJWN20	14.05
	25	GJWN25	14.05
	32	GJWN32	28.60
	38	GJWN38	28.60
	50	GJWN50	46.92
	63	GJWN63	119.00
	75	GJWN75	119.00
	100	GJWN100	319.73

FEMALE SPUD			
	SIZE MM	PART No.	LIST \$/EACH
	12	GJFS12	24.70
	20	GJFS20	35.15
	25	GJFS25	37.85
	32	GJFS32	45.00
	38	GJFS38	54.90
	50	GJFS50	55.60
	63	GJFS63	171.00
	75	GJFS75	171.00
	100	GJFS100	332.26

MALE SPUD			
	SIZE MM	PART No.	LIST \$/EACH
	12	GJMS12	34.11
	20	GJMS20	41.00
	25	GJMS25	37.90
	32	GJMS32	49.71
	38	GJMS38	60.67
	50	GJMS50	160.82
	63	GJMS63	295.00
	75	GJMS75	279.65
	100	GJMS100	POA

DOUBLE SPUD			
	SIZE MM	PART No.	LIST \$/EACH
	12	GJDS12	75.00
	20	GJDS20	62.70
	25	GJDS25	62.70
	32	GJDS32	141.00
	38	GJDS38	141.00
	50	GJDS50	132.78
	63	GJDS63	268.20
	75	GJDS75	290.90
	100	GJDS100	POA


MALE HOSE STEM			
	SIZE MM	PART No.	LIST \$/EACH
	32	GJMHS32	33.00
	38	GJMHS38	34.60
	50	GJMHS50	47.17
	63	GJMHS63	103.20
	75	GJMHS75	134.60
100	GJMHS100	235.11	

PRICES DO NOT INCLUDE GST  
E&O.E




## COMBINATION NIPPLES

Plated steel BSP thread hose tail.

	SIZE INCH	SIZE MM	PART No.	LIST \$/EACH
	1/2	12	CN12	7.56
	3/4	20	CN20	7.56
	1	25	CN25	7.67
	1 1/4	32	CN32	9.94
	1 1/2	38	CN38	10.80
	2	50	CN50	19.87
	2 1/2	65	CN65	36.67
	3	75	CN75	39.96
	4	100	CN100	55.08
	5	125	CN125	96.12
	6	150	CN150	121.82
	8	200	CN200	270.00


## STEEL HOSE JOINERS

Zinc plated.

	SIZE INCH	SIZE MM	PART No.	LIST \$/EACH
	1/2	12	HJ12	7.02
	3/4	20	HJ20	7.56
	1	25	HJ25	11.34
	1 1/4	32	HJ32	14.15
	1 1/2	38	HJ38	16.52
	2	50	HJ50	19.76
	2 1/2	63	HJ63	28.62
	3	76	HJ76	48.06
	4	100	HJ100	75.38
	5	125	HJ125	87.00
	6	150	HJ150	108.00
	8	200	HJ200	241.20


## MALLEABLE IRON HOSE JOINERS

Incorporate collars to engage finger grips of double bolt clamps.


	SIZE INCH	SIZE MM	PART No.	LIST \$/EACH
	3/4	20	MHJ20	19.80
	1	25	MHJ25	39.00
	1 1/4	32	MHJ32	39.00
	1 1/2	38	MHJ38	39.85
	2	50	MHJ50	60.90
	2 1/2	63	MHJ63	112.50
	3	76	MHJ76	115.10

## BRASS TANK FITTINGS

With male and female thread.

	SIZE MM	PART No.	LIST \$/EACH
	20 x 12	BTO20	26.84
	25 x 19	BTO25	28.64
	32 x 25	BTO32	32.26
	38 x 32	BTO38	36.46
	50 x 38	BTO50	48.95
	76	BTO76	121.00
	100	BTO100	208.20

## TANK OUTLET – RUBBER CORRUGATED GASKET SET


	SIZE INCH	PART No.	LIST \$/EACH
	1/2" to 1"	CGS1225	9.27
	1 1/4" to 2"	CGS3250	10.13

PRICES DO NOT INCLUDE GST  
E&O.E

# MUFF COUPLINGS, FLANGED HOSE TAILS & STRAINERS

## MUFF COUPLINGS

Material – high strength aluminium alloy. To suit rubber material handling hoses to the O.D. (outside diameter) specifications as listed below. Table D and E drilling is standard.

	HOSE I.D. MM	COUPLING I.D. MM	PART No.	LIST \$/EACH
	50	70	MCA50	225.00
	65	81	MCA65	243.00
	76	102	MCA76	252.00
	102	128	MCA102	294.00
	127	159	MCA127	396.00
	152	184	MCA152	432.00
	203	235	MCA203	798.00
	254	286	MCA254	1080.00
	300	344	MCA300	1377.00

## FLANGED HOSE TAILS – TABLE D GALVANISED

	SIZE INCH	SIZE MM	PART No.	LIST \$/EACH
	3	75	FHEG75	121.00
	4	100	FHEG100	159.80
	5	125	FHEG125	223.75
	6	150	FHEG150	278.00
	8	200	FHEG200	385.00
	10	250	FHEG250	532.60
	12	300	FHEG300	596.58

## HOSE TAIL STRAINERS – GALVANISED STEEL

	SIZE INCH	SIZE MM	PART No.	LIST \$/EACH
	2	50	HTSE50	67.56
	3	75	HTSE75	71.28
	4	100	HTSE100	96.36
	5	125	HTSE125	143.94
	6	150	HTSE150	155.12
	8	200	HTSE200	284.46

## FLANGED STRAINERS – GALVANISED STEEL

	SIZE INCH	SIZE MM	PART No.	LIST \$/EACH
	3	75	FSG75	265.36
	4	100	FSG100	304.30
	5	125	FSG125	369.50
	6	150	FSG150	456.50
	8	200	FSG200	698.70
	10	250	FSG250	997.60
	12	300	FSG300	1254.40


## STAINLESS STEEL FILTERS (DRAWTUBES) GRADE 304 BSP/P THREAD

	SIZE I.D. INCH	LENGTH MM	APERTURE MM	PART No.	PRICE/EACH
	2	347	3	SSSD50-3	180.00
	2	340	5	SSSD50-5	185.00
	3	365	3	SSSD80-3	285.00


PRICES DO NOT INCLUDE GST  
E&O.E

# STORZ FITTINGS – FORGED ALUMINIUM

## HOSE COUPLINGS

	SIZE – DESCRIPTION	PART No.	LIST \$/EACH
	25mm Storz x 20mm Tail	SZHC2520	47.00
	25mm Storz x 25mm Tail	SZHC2525	54.00
	38mm Storz x 38mm Tail	SZHC3838	91.80
	50mm Storz x 38mm Tail	SZHC5038	136.00
	50mm Storz x 50mm Tail	SZHC5050	128.00
	65mm Storz x 38mm Tail	SZHC6538	121.73
	65mm Storz x 50mm Tail	SZHC6550	116.00
	65mm Storz x 65mm Tail	SZHC6565	110.20
	65mm Storz x 70mm Tail	SZHC6570	POA
	75mm Storz x 75mm Tail	SZHC7575	168.00
	90mm Storz x 90mm Tail	SZHC9090	POA
	100mm Storz x 100mm Tail	SZHC100100	POA
	125mm Storz x 125mm Tail	SZHC125125	POA
150mm Storz x 150mm Tail	SZHC150150	POA	

## ADAPTOR FEMALE THREAD

	SIZE – DESCRIPTION	PART No.	LIST \$/EACH
	25mm Storz x 20mm BSP Female Adaptor	SZAF2520	63.80
	25mm Storz x 25mm BSP Female Adaptor	SZAF2525	57.00
	38mm Storz x 38mm BSP Female Adaptor	SZAF3838	102.00
	50mm Storz x 50mm BSP Female Adaptor	SZAF5050	125.00
	65mm Storz x 50mm BSP Female Adaptor	SZAF6550	153.00
	65mm Storz x 65mm BSP Female Adaptor	SZAF6565	118.60
	65mm Storz x 65mm FBT Female Adaptor	SZAF6565F	183.00
	75mm Storz x 50mm BSP Female Adaptor	SZAF7550	POA
	75mm Storz x 65mm BSP Female Adaptor	SZAF7565	178.00
	75mm Storz x 75mm BSP Female Adaptor	SZAF7575	169.93
	100mm Storz x 100mm BSP Female Adaptor	SZAF100100	POA
	125mm Storz x 125mm BSP Female Adaptor	SZAF125125	POA
	150mm Storz x 150mm BSP Female Adaptor	SZAF150150	POA

## ADAPTOR MALE THREAD

	SIZE – DESCRIPTION	PART No.	LIST \$/EACH
	25mm Storz x 20mm BSP Male Adaptor	SZAM2520	89.60
	25mm Storz x 25mm BSP Male Adaptor	SZAM2525	77.50
	38mm Storz x 38mm BSP Male Adaptor	SZAM3838	121.25
	50mm Storz x 50mm BSP Male Adaptor	SZAM5050	118.00
	65mm Storz x 50mm BSP Male Adaptor	SZAM6550	116.41
	65mm Storz x 65mm BSP Male Adaptor	SZAM6565	128.00
	65mm Storz x 65mm FBT Male Adaptor	SZAM6565F	128.00
	75mm Storz x 65mm BSP Male Adaptor	SZAM7565	POA
	75mm Storz x 75mm BSP Male Adaptor	SZAM7575	157.50
	100mm Storz x 100mm BSP Male Adaptor	SZAM100100	POA
	150mm Storz x 150mm BSP Male Adaptor	SZAM150150	POA

PRICES DO NOT INCLUDE GST  
E&O.E

## BLANKING CAPS

SIZE – DESCRIPTION	PART No.	LIST \$/EACH
25mm Storz Blanking Cap	SZBC25	68.00
38mm Storz Blanking Cap	SZBC38	123.00
50mm Storz Blanking Cap	SZBC50	138.00
65mm Storz Blanking Cap	SZBC65	147.00
75mm Storz Blanking Cap	SZBC75	158.00
90mm Storz Blanking Cap	SZBC90	POA
100mm Storz Blanking Cap	SZBC100	POA
125mm Storz Blanking Cap	SZBC125	POA
150mm Storz Blanking Cap	SZBC150	POA

## WASHERS – SUCTION & DELIVERY

SIZE – DESCRIPTION	PART No.	LIST \$/EACH
25mm Suction & Delivery Washer	SZW25	9.20
38mm Suction & Delivery Washer	SZW38	11.60
50mm Suction & Delivery Washer	SZW50	12.80
65mm Suction & Delivery Washer	SZW65	13.60
75mm Suction & Delivery Washer	SZW75	22.90
90mm Suction & Delivery Washer	SZW90	POA
100mm Suction & Delivery Washer	SZW100	58.20
125mm Suction & Delivery Washer	SZW125	POA
150mm Suction & Delivery Washer	SZW150	POA

## SPANNER







SIZE – DESCRIPTION	PART No.	LIST \$/EACH
Storz Spanner	SZS	63.70

PRICES DO NOT INCLUDE GST  
E&O.E







# AIP AIR HOSE COUPLINGS

## QUICK CONNECT

### STANDARD COUPLER – STEEL

	PART No.	HOSE SIZE	LIST \$/EACH		PART No.	HOSE SIZE	LIST \$/EACH
	20SH	1/4"	10.90		20PH	1/4"	3.75
30SH	3/8"	11.88	30PH	3/8"	4.90		
40SH	1/2"	12.98	40PH	1/2"	6.10		
	20SM	1/4"	10.90		20PM	1/4"	3.75
	30SM	3/8"	11.88		30PM	3/8"	4.90
	40SM	1/2"	12.98		40PM	1/2"	6.10
	20SF	1/4"	10.90		20PF	1/4"	3.75
	30SF	3/8"	11.88		30PF	3/8"	4.90
	40SF	1/2"	12.98		40PF	1/2"	6.10

### ONE TOUCH COUPLER - STEEL

	PART No.	HOSE SIZE	LIST \$/EACH		PART No.	HOSE SIZE	LIST \$/EACH
	20SHT	1/4"	15.62		20PH	1/4"	3.75
30SHT	3/8"	16.94	30PH	3/8"	4.90		
40SHT	1/2"	18.48	40PH	1/2"	6.10		
	20SMT	1/4"	15.62		20PM	1/4"	3.75
	30SMT	3/8"	16.94		30PM	3/8"	4.90
	40SMT	1/2"	18.48		40PM	1/2"	6.10
	20SFT	1/4"	15.62		20PF	1/4"	3.75
	30SFT	3/8"	16.94		30PF	3/8"	4.90
	40SFT	1/2"	18.48		40PF	1/2"	6.10

### MULTI COUPLER

SMV	SMY	SMM
		
POA	POA	POA

### SPECIFICATION

MATERIAL	STEEL
WORKING PRESSURE	15kgf/cm <sup>2</sup>
MAXIMUM PRESSURE	20kgf/cm <sup>2</sup>
TEMPERATURE RANGE	-20°C TO +80°C

PRICES DO NOT INCLUDE GST  
E&O.E

# RYCO AIRLINE COUPLINGS

## 200, 200s & 290 SERIES

### 200 SERIES – BRASS – 45 CFM

- Corrosion resistant
- Long lasting
- Hard wearing

Rated at 1300 litres/min. (45 CFM).  
Connect to Ryco 200 style nipples.

### 200S SERIES – STEEL – 45 CFM

- Hard wearing
- Long lasting
- Hardened sleeve

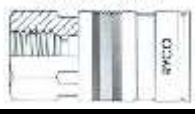
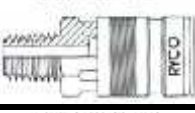

Rated at 1300 litres/min. (45 CFM).  
Connect to Ryco 200S style nipples

### 290 SERIES – STEEL – 90 CFM SUPER-HI -FLOW


- Hard wearing
- Long lasting
- One touch operation
- Hardened sleeve

Rated at 2500 litres/min. (90 CFM).  
These couplings connect directly onto existing Ryco 200 and 200S style nipples.

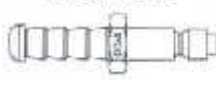
### 200 & 200S AUTOMATIC COUPLINGS

 BSPP FEMALE	THREAD/BARB	BRASS PART No.	LIST \$/EACH	STEEL PART No.	LIST \$/EACH
	¼	200	9.33	200S	9.26
 BSPT MALE	¼	201	10.10	201S	9.98
 HOSE BARB	3/8	241	10.95	241S	10.80

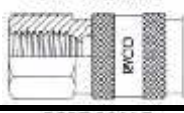
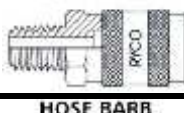

### BSPT MALE COUPLING NIPPLE (SUITS 200, 200S & 290 SERIES)

 BSPT MALE	THREAD BSPT	BRASS PART No.	LIST \$/EACH	STEEL PART No.	LIST \$/EACH
	1/8	204	1.94		
	¼	202	1.94	202S	1.54
	3/8			251S	2.50
	½			252S	3.28


### HOSE BARB COUPLING NIPPLE (SUITS 200, 200S & 290 SERIES)

 HOSE BARB	BARB SIZE	BRASS PART No.	LIST \$/EACH	STEEL PART No.	LIST \$/EACH
	¼	205	1.94	205S	1.80
	5/16	206	1.94	206S	1.80
	3/8	206A	1.94	206AS	1.80
	½			254S	2.64

### 290 AUTOMATIC COUPLINGS

 BSPP FEMALE	THREAD/BARB	PART No.	LIST \$/EACH
	¼	290	12.80
 BSPT MALE	¼	291	12.80
	½	295	14.80
 HOSE BARB	3/8	298	13.77
	½	299	13.77

### BSPP FEMALE COUPLING NIPPLE (SUITS 200, 200S & 290 SERIES)


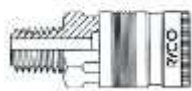

 BSPP FEMALE	THREAD BSPP	BRASS PART No.	LIST \$/EACH	STEEL PART No.	LIST \$/EACH
	¼	203	2.19	203S	1.74
	3/8			266S	3.28

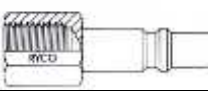
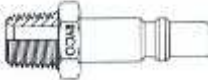
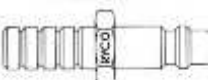
PRICES DO NOT INCLUDE GST  
E&O.E

### 300 SERIES – INDUSTRIAL 165 CFM

- Heavy duty
- Industrial strength
- Brass valve
- Steel coupling
- Hardened sleeve

Rated at 4700 litres/min. (165 CFM). Suits Ryco 300 style automatic coupling nipple.

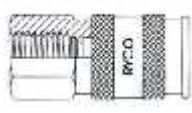
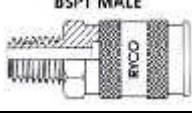

300 AUTOMATIC COUPLINGS			
	THREAD/BARB	PART No.	LIST \$/EACH
	3/8	322	23.94
	1/2	320	23.94
	1/2	321	23.94
	1/2	341	23.94

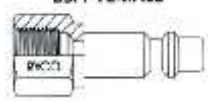
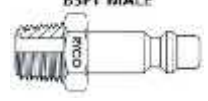
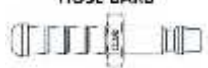
300 COUPLING NIPPLES			
	THREAD/BARB	PART No.	LIST \$/EACH
	3/8	330	6.18
	1/2	303	6.95
	1/4	332	6.18
	3/8	304	6.18
	1/2	302	6.18
	1/2	306	5.35

### 500 SERIES – SUPER-HI -FLOW 100 CFM

- Hard wearing
- Long lasting
- Self locking
- Hardened sleeve

Rated at 2800 litres/min. (100 CFM). This series is interchangeable with corresponding CEIN couplings and connects to Ryco 500 series nipple.


500 AUTOMATIC COUPLINGS			
	THREAD/BARB	PART No.	LIST \$/EACH
	1/4	500	16.60
	3/8	543	16.60
	1/2	546	17.95
	1/4	501	16.60
	3/8	544	16.60
	1/2	547	17.95
	3/8	541	16.60
	1/2	542	17.95


500 COUPLING NIPPLES			
	THREAD/BARB	PART No.	LIST \$/EACH
	1/4	503	3.54
	1/8	504	3.80
	1/4	502	3.54
	3/8	551	3.80
	1/2	552	3.80
	3/8	506A	4.63
	1/2	554	5.21


PRICES DO NOT INCLUDE GST  
E&O.E

# JAMEC-PEM COUPLINGS & ADAPTORS

## COUPLINGS

310 SERIES COUPLINGS (AIR FLOW 28 CFM AT 90 PSI)			
	PART No.	DESCRIPTION	LIST \$/EACH
	310M2	1/8" BSP male coupling	19.16
	310M4	1/4" BSP male coupling	19.16
	310M6	3/8" BSP male coupling	19.16
	310M8	1/2" BSP male coupling	21.28
	310F4	1/4" BSP female coupling	17.25
	310F6	3/8" BSP female coupling	22.35
	310F8	1/2" BSP female coupling	22.35
	310TWT	Twin coupling	71.52
	310T4	6mm (1/4") hose tail coupling	19.68
	310T5	8mm (5/16") hose tail coupling	19.68
310T6	10mm (3/8") hose tail coupling	19.68	
310T8	12.5mm (1/2") hose tail coupling	19.68	

320 SERIES COUPLINGS (AIR FLOW 28 CFM AT 90 PSI)			
	PART No.	DESCRIPTION	LIST \$/EACH
	320M4	1/4" BSP male coupling	22.89
	320M6	3/8" BSP male coupling	22.89
	320M8	1/2" BSP male coupling	25.22
	320F4	1/4" BSP female coupling	21.82
	320F6	3/8" BSP female coupling	25.64
	320F8	1/2" BSP female coupling	25.64
	320T6	10mm (3/8") hose tail coupling	24.79

330 SERIES COUPLINGS (AIR FLOW 64 CFM AT 90 PSI)			
	PART No.	DESCRIPTION	LIST \$/EACH
	330M4	1/4" BSP male coupling	29.80
	330M6	3/8" BSP male coupling	29.80
	330M8	1/2" BSP male coupling	31.60
	330F4	1/2" BSP female coupling	28.41
	330F6	3/8" BSP female coupling	32.35
	330F8	1/2" BSP female coupling	32.35


## COUPLING REPAIR KITS


PART No.	DESCRIPTION	LIST \$/EACH
310/320RK	Repair kit suits 310-320 series couplings	70.29
330RK	Repair kit suits 320 series coupling	8.50

PRICES DO NOT INCLUDE GST  
E&O.E



## ADAPTORS

SUIT 310 AND 320 SERIES COUPLINGS			
	PART No.	DESCRIPTION	LIST \$/EACH
	31M2	1/8" BSP male adaptor	3.19
	31M2S	1/8" BSP male steel adaptor	2.97
	31M4	1/4" BSP male adaptor	3.31
	31M4S	1/4" BSP male steel adaptor	3.19
	31M6	3/8" BSP male adaptor	5.10
	31F2	1/8" BSP female adaptor	4.26
	31F4	1/4" BSP female adaptor	4.26
	31F4S	1/4" BSP female steel adaptor	3.94
	31F5	5/16" x 26 TP1 female adaptor	4.90
	31SHF	Schrader thread female adaptor	4.90
	31F6	3/8" BSP female adaptor	6.39
	31T3	5mm (3/16") hose tail adaptor	3.41
	31T4	6mm (1/4") hose tail adaptor	3.41
	31T5	8mm (5/16") hose tail adaptor	3.41
	31T6	10mm (3/8") hose tail adaptor	3.41
31T8	12.5mm (1/2") hose tail adaptor	4.70	










SUIT 330 SERIES COUPLINGS			
	PART No.	DESCRIPTION	LIST \$/EACH
	33M4	1/4" BSP male adaptor	4.70
	33M6	3/8" BSP male adaptor	6.60
	33M8	1/2" BSP male adaptor	8.10
	33F4	1/4" BSP female adaptor	4.80
	33F6	3/8" BSP female adaptor	6.71
	33F8	1/2" BSP female adaptor	10.12
	33T6	10mm (3/8") hose tail adaptor	5.54
	33T8	12.5mm (1/2") hose tail adaptor	6.06

## SELF STORE NYLON HOSE SWIVEL & NON-SWIVEL FITTINGS

	PART No.	DESCRIPTION	LIST \$/EACH
	SSS4M4	1/4" hose 1/4" BSP male	16.18
	SSS6M4	3/8" hose 1/4" BSP male	19.68
	SSS6M6	3/8" hose 3/8" BSP male	19.68
	SSS8M8	1/2" hose 1/2" BSP male	23.84
	SS4M4	1/4" hose 1/4" BSP male	8.22
	SS6M4	3/8" hose 1/4" BSP male	10.10
	SS6M6	3/8" hose 3/8" BSP male	10.10
	SS8M8	1/2" hose 1/2" BSP male	13.27
	SS4	Olives 1/4" hose	1.21
	SS6	Olives 3/8" hose	1.31
SS8	Olives 1/2" hose	1.78	






PRICES DO NOT INCLUDE GST  
E&O.E

## STANDARD BRASS

No. 100 COMPRESSION SLEEVE UNIVERSAL TYPE SUPPLIED AS STANDARD IN ASSEMBLY				No. 4 EQUAL UNION					
	PART No.	TUBE	LIST \$/EACH		PART No.	TUBE	TUBE	LIST \$/EACH	
	BF100-02	1/8	0.30		BF4-02	1/8	1/8	4.19	
	BF100-03	3/16	0.34		BF4-03	3/16	3/16	4.24	
	BF100-04	1/4	0.35		BF4-04	1/4	1/4	4.85	
	BF100-05	5/16	0.41		BF4-05	5/16	5/16	5.59	
	BF100-06	3/8	0.51		BF4-06	3/8	3/8	6.96	
	BF100-08	1/2	0.91		BF4-08	1/2	1/2	10.64	
	BF100-10	5/8	2.16		BF4-10	5/8	5/8	30.25	
	BF100-12	3/4	2.31		BF4-12	3/4	3/4	42.41	
No. 1 COMPRESSION SLEEVE FOR METAL TUBE				No. 4R REDUCING UNION					
	PART No.	TUBE	LIST \$/EACH		PART No.	TUBE	TUBE	LIST \$/EACH	
	BF1-02	1/8	0.30		BF4R-0403	1/4	3/16	8.73	
	BF1-03	3/16	0.33		BF4R-0504	5/16	1/4	7.29	
	BF1-04	1/4	0.35		BF4R-0604	3/8	1/4	8.38	
	BF1-05	5/16	0.41		BF4R-0605	3/8	5/16	8.38	
	BF1-06	3/8	0.51		BF4R-0805	1/2	5/16	17.70	
	BF1-08	1/2	0.91		BF4R-0806	1/2	3/8	11.78	
	BF1-10	5/8	2.94						
	BF1-12	3/4	3.61						
No. 2 STANDARD COMPRESSION NUT				No. 5 MALE ELBOW					
	PART No.	TUBE	LIST \$/EACH		PART No.	TUBE	BSP	LIST \$/EACH	
	BF2-02	1/8	0.70		BF5-0202	1/8	1/8	6.96	
	BF2-03	3/16	0.84		BF5-0302	3/16	1/8	6.03	
	BF2-04	1/4	0.91		BF5-0304	3/16	1/4	8.80	
	BF2-05	5/16	1.08		BF5-0402	1/4	1/8	6.18	
	BF2-06	3/8	1.38		BF5-0404	1/4	1/4	8.16	
	BF2-08	1/2	2.16		BF5-0406	1/4	3/8	11.36	
	BF2-10	5/8	8.03		BF5-0502	5/16	1/8	7.69	
	BF2-12	3/4	9.18		BF5-0504	5/16	1/4	8.49	
No. 3 MALE CONNECTOR					BF5-0506	5/16	3/8	11.91	
	PART No.	TUBE	BSP		LIST \$/EACH	BF5-0508	5/16	1/2	18.90
	BF3-0202	1/8	1/8		2.36	BF5-0602	3/8	1/8	8.89
	BF3-0302	3/16	1/8		2.41	BF5-0604	3/8	1/4	8.80
	BF3-0304	3/16	1/4		3.70	BF5-0606	3/8	3/8	12.10
	BF3-0402	1/4	1/8		2.50	BF5-0608	3/8	1/2	20.13
	BF3-0404	1/4	1/4		3.44	BF5-0804	1/2	1/4	13.13
	BF3-0406	1/4	3/8		4.78	BF5-0806	1/2	3/8	13.13
	BF3-0408	1/4	1/2		11.51	BF5-0808	1/2	1/2	16.39
	BF3-0502	5/16	1/8	3.06	BF5-1006	5/8	3/8	31.28	
	BF3-0504	5/16	1/4	3.76	BF5-1008	5/8	1/2	31.28	
	BF3-0506	5/16	3/8	5.48	BF5-1208	3/4	1/2	34.45	
	BF3-0508	5/16	1/2	13.20	BF5-1212	3/4	3/4	39.61	
	BF3-0602	3/8	1/8	4.45	No. 6 STANDARD FLARE NUT 45dg SEAT SAE THREAD				
	BF3-0604	3/8	1/4	4.21		PART No.	TUBE	LIST \$/EACH	
	BF3-0606	3/8	3/8	4.96		BF6-02	1/8	1.43	
	BF3-0608	3/8	1/2	7.46		BF6-03	3/16	1.33	
	BF3-0804	1/2	1/4	7.01		BF6-04	1/4	1.46	
	BF3-0806	1/2	3/8	6.58		BF6-05	5/16	1.89	
	BF3-0808	1/2	1/2	8.61		BF6-06	3/8	2.91	
BF3-0812	1/2	3/4	21.68	BF6-08		1/2	4.08		
BF3-1006	5/8	3/8	19.13	BF6-10		5/8	7.23		
BF3-1008	5/8	1/2	18.23	BF6-12		3/4	12.00		
BF3-1012	5/8	3/4	32.58						
BF3-1208	3/4	1/2	25.96						
BF3-1212	3/4	3/4	28.81						








PRICES DO NOT INCLUDE GST  
E&O.E

## STANDARD BRASS

No. 6R REDUCING FLARE NUT 45dg SEAT SAE THREAD					No. 8 MALE FLARE ELBOW					
	PART No.	TUBE	TUBE	LIST \$/EACH		PART No.	TUBE	BSP	LIST \$/EACH	
	BF6R-0403	1/4	3/16	3.83		BF8-0202	1/8	1/8	8.03	
	BF6R-0504	5/16	1/4	2.99		BF8-0302	3/16	1/8	5.46	
	BF6R-0604	3/8	1/4	3.35		BF8-0304	3/16	1/4	10.70	
	BF6R-0605	3/8	5/16	3.06		BF8-0402	1/4	1/8	5.46	
	BF6R-0806	1/2	3/8	4.53		BF8-0404	1/4	1/4	6.70	
<b>No. 6S SHORT SERIES FLARE NUT 45dg SEAT SAE THREAD</b>							BF8-0406	1/4	3/8	10.49
	PART No.	TUBE	LIST \$/EACH	BF8-0408			1/4	1/2	13.56	
	BF6S-04	1/4	1.53	BF8-0502			5/16	1/8	6.26	
	BF6S-05	5/16	1.79	BF8-0504			5/16	1/4	7.29	
	BF6S-06	3/8	2.63	BF8-0506			5/16	3/8	10.39	
	BF6S-08	1/2	3.90	BF8-0508			5/16	1/2	17.05	
<b>No. 7 MALE FLARE UNION</b>							BF8-0602	3/8	1/8	8.60
	PART No.	TUBE	BSP	LIST \$/EACH			BF8-0604	3/8	1/4	7.84
	BF7-0202	1/8	1/8	2.36			BF8-0606	3/8	3/8	7.91
	BF7-0302	3/16	1/8	2.19	BF8-0608		3/8	1/2	10.78	
	BF7-0304	3/16	1/4	4.60	BF8-0804		1/2	1/4	9.64	
	BF7-0402	1/4	1/8	1.48	BF8-0806		1/2	3/8	9.64	
	BF7-0404	1/4	1/4	2.41	BF8-0808		1/2	1/2	9.56	
	BF7-0406	1/4	3/8	4.33	BF8-0812		1/2	3/4	20.90	
	BF7-0408	1/4	1/2	7.74	BF8-1006		5/8	3/8	18.23	
	BF7-0502	5/16	1/8	2.19	BF8-1008	5/8	1/2	18.23		
	BF7-0504	5/16	1/4	2.55	BF8-1208	3/4	1/2	32.08		
	BF7-0506	5/16	3/8	4.21	BF8-1212	3/4	3/4	33.69		
	BF7-0508	5/16	1/2	6.35	<b>No. 8 x 45 MALE FLARE ELBOW</b>					
	BF7-0602	3/8	1/8	3.39		PART No.	TUBE	BSP	LIST \$/EACH	
	BF7-0604	3/8	1/4	2.93		BF8-45-0402	1/4	1/8	10.56	
	BF7-0606	3/8	3/8	3.39		BF8-45-0404	1/4	1/4	13.83	
	BF7-0608	3/8	1/2	6.49		BF8-45-0502	5/16	1/8	12.95	
	BF7-0612	3/8	3/4	11.16		BF8-45-0504	5/16	1/4	16.09	
	BF7-0802	1/2	1/8	5.16		BF8-45-0604	3/8	1/4	13.88	
	BF7-0804	1/2	1/4	4.80		BF8-45-0606	3/8	3/8	18.75	
	BF7-0806	1/2	3/8	4.45		BF8-45-0806	1/2	3/8	20.23	
	BF7-0808	1/2	1/2	6.26		BF8-45-0808	1/2	1/2	22.25	
	BF7-0812	1/2	3/4	16.19		BF8-45-1008	5/8	1/2	26.30	
	BF7-1006	5/8	3/8	13.78						
	BF7-1008	5/8	1/2	9.50						
	BF7-1012	5/8	3/4	23.81						
BF7-1208	3/4	1/2	16.19							
BF7-1212	3/4	3/4	16.19							


PRICES DO NOT INCLUDE GST  
E&O.E

# STANDARD BRASS

No. 10 FEMALE CONNECTOR					No. 13 MALE RUN TEE					
	PART No.	TUBE	BSP	LIST \$/EACH		PART No.	TUBE	BSP	LIST \$/EACH	
	BF10-0202	1/8	1/8	4.99		BF13-0302	3/16	1/8	10.64	
	BF10-0302	3/16	1/8	4.34		BF13-0402	1/4	1/8	12.54	
	BF10-0304	3/16	1/4	4.59		BF13-0404	1/4	1/4	13.38	
	BF10-0402	1/4	1/8	5.10		BF13-0502	5/16	1/8	17.65	
	BF10-0404	1/4	1/4	5.54		BF13-0504	5/16	1/4	15.60	
	BF10-0406	1/4	3/8	16.18		BF13-0604	3/8	1/4	16.08	
	BF10-0408	1/4	1/2	20.64		BF13-0806	1/2	3/8	21.14	
	BF10-0502	5/16	1/8	4.04		BF13-0808	1/2	1/2	36.43	
	BF10-0504	5/16	1/4	6.56		No. 14 COMPRESSION TEE				
	BF10-0506	5/16	3/8	17.79			PART No.	TUBE x 3	LIST \$/EACH	
	BF10-0602	3/8	1/8	8.03			BF14-02	1/8	12.39	
	BF10-0604	3/8	1/4	6.56			BF14-03	3/16	11.60	
	BF10-0606	3/8	3/8	9.10			BF14-04	1/4	11.81	
	BF10-0608	3/8	1/2	17.88			BF14-05	5/16	13.43	
	BF10-0804	1/2	1/4	16.91			BF14-06	3/8	15.71	
	BF10-0806	1/2	3/8	14.29			BF14-08	1/2	22.09	
	BF10-0808	1/2	1/2	14.33			BF14-10	5/8	46.65	
	BF10-1008	5/8	1/2	36.13			BF14-12	3/4	61.24	
BF10-1208	3/4	1/2	39.75							
No. 11 UNION ELBOW					No. 15 FEMALE ELBOW					
	PART No.	TUBE	TUBE	LIST \$/EACH		PART No.	TUBE	BSP	LIST \$/EACH	
	BF11-02	1/8	1/8	9.25		BF15-0302	3/16	1/8	8.50	
	BF11-03	3/16	3/16	8.43		BF15-0402	1/4	1/8	9.91	
	BF11-04	1/4	1/4	8.60		BF15-0404	1/4	1/4	11.24	
	BF11-05	5/16	5/16	9.63		BF15-0502	5/16	1/8	12.34	
	BF11-06	3/8	3/8	11.66		BF15-0504	5/16	1/4	12.14	
	BF11-08	1/2	1/2	17.93		BF15-0602	3/8	1/8	14.70	
	BF11-10	5/8	5/8	39.84		BF15-0604	3/8	1/4	11.66	
	BF11-12	3/4	3/4	47.78		BF15-0606	3/8	3/8	13.90	
No. 12 MALE BRANCH TEE						No. 16 FEMALE FLARE UNION				
	PART No.	TUBE	BSP	LIST \$/EACH			PART No.	TUBE	BSP	LIST \$/EACH
	BF12-02	1/8	1/8	13.35			BF16-0302	3/16	1/8	3.35
	BF12-0302	3/16	1/8	10.43	BF16-0402		1/4	1/8	2.99	
	BF12-0402	1/4	1/8	10.63	BF16-0404		1/4	1/4	3.58	
	BF12-0404	1/4	1/4	10.64	BF16-0406		1/4	3/8	6.74	
	BF12-0502	5/16	1/8	12.76	BF16-0502		5/16	1/8	3.15	
	BF12-0504	5/16	1/4	12.76	BF16-0504		5/16	1/4	4.83	
	BF12-0506	5/16	3/8	26.50	BF16-0506		5/16	3/8	6.58	
	BF12-0602	3/8	1/8	15.16	BF16-0602		3/8	1/8	5.78	
	BF12-0604	3/8	1/4	14.00	BF16-0604		3/8	1/4	3.58	
	BF12-0606	3/8	3/8	17.79	BF16-0606		3/8	3/8	5.10	
	BF12-0804	1/2	1/4	20.56	BF16-0608		3/8	1/2	7.98	
	BF12-0806	1/2	3/8	20.56	BF16-0804		1/2	1/4	8.61	
	BF12-0808	1/2	1/2	28.93	BF16-0806		1/2	3/8	7.33	
	BF12-1008	5/8	1/2	64.08	BF16-0808		1/2	1/2	6.98	
BF12-1208	3/4	1/2	66.89	BF16-0812	1/2		3/4	24.44		
				BF16-1006	5/8		3/8	17.61		
				BF16-1008	5/8	1/2	18.49			
				BF16-1208	3/4	1/2	24.49			
				BF16-1212	3/4	3/4	24.49			

PRICES DO NOT INCLUDE GST  
E&O.E

## STANDARD BRASS

No. 17 FLARE JOINER					No. 20 TWO WAY FLARE TEE								
	PART No.	TUBE	TUBE	LIST \$/EACH		PART No.	TUBE	BSP	LIST \$/EACH				
	BF17-02	1/8	1/8	3.30		BF20-0302	3/16	1/8	8.81				
	BF17-03	3/16	3/16	3.99		BF20-0402	1/4	1/8	8.81				
	BF17-04	1/4	1/4	2.34		BF20-0404	1/4	1/4	10.80				
	BF17-05	5/16	5/16	2.81		BF20-0406	1/4	3/8	22.40				
	BF17-06	3/8	3/8	3.58		BF20-0502	5/16	1/8	12.48				
	BF17-08	1/2	1/2	4.53		BF20-0504	5/16	1/4	10.80				
	BF17-10	5/8	5/8	11.04		BF20-0506	5/16	3/8	19.69				
	BF17-12	3/4	3/4	26.54		BF20-0602	3/8	1/8	11.36				
No. 17R REDUCING FLARE JOINER						PART No.	TUBE	TUBE	LIST \$/EACH	PART No.	MALE BSP	FEMALE BSP	LIST \$/EACH
	BF17R-0302	3/16	1/8	7.94		BF20-0604	3/8	1/4	11.36	BF24-02	1/8	-	-
	BF17R-0403	1/4	3/16	6.30		BF20-0606	3/8	3/8	14.88	BF24-0402	1/4	1/8	1.81
	BF17R-0504	5/16	1/4	6.30		BF20-0804	1/2	1/4	19.84	BF24-0602	3/8	1/8	2.49
	BF17R-0604	3/8	1/4	7.36		BF20-0806	1/2	3/8	19.84	BF24-0604	3/8	1/4	2.41
	BF17R-0605	3/8	5/16	8.75		BF20-0808	1/2	1/2	27.13	BF24-0802	1/2	1/8	4.03
	BF17R-0806	1/2	3/8	11.00		BF20-1006	5/8	3/8	39.36	BF24-0804	1/2	1/4	3.79
						BF20-1008	5/8	1/2	39.36	BF24-0806	1/2	3/8	3.79
No. 18 FLARE ELBOW						No. 25E MALE & FEMALE EXTRUDED ELBOW							
	PART No.	TUBE	TUBE	LIST \$/EACH			PART No.	MALE BSP	FEMALE BSP	LIST \$/EACH			
	BF18-03	3/16	3/16	6.69			BF25E-02	1/8	1/8	3.00			
	BF18-04	1/4	1/4	6.43			BF25E-0402	1/4	1/8	6.56			
	BF18-05	5/16	5/16	7.73	BF25E-0204		1/8	1/4	10.61				
	BF18-06	3/8	3/8	7.28	BF25E-0404		1/4	1/4	4.78				
	BF18-08	1/2	1/2	11.54	BF25E-0406		1/4	3/8	13.13				
	BF18-10	5/8	5/8	23.26	BF25E-0606		3/8	3/8	13.13				
BF18-12	3/4	3/4	27.11	BF25E-0808	1/2		1/2	15.31					
No. 19 THREE WAY FLARE TEE						BF25E-1212	3/4	3/4	32.03				
	PART No.	TUBE x 3	LIST \$/EACH										
	BF19-02	1/8	13.90										
	BF19-03	3/16	7.28										
	BF19-04	1/4	7.48										
	BF19-05	5/16	9.51										
	BF19-06	3/8	11.81										
	BF19-08	1/2	15.60										
	BF19-10	5/8	28.58										
	BF19-12	3/4	51.74										








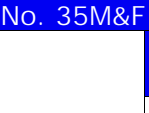

PRICES DO NOT INCLUDE GST  
E&O.E

## STANDARD BRASS

No. 25 x 45° MALE & FEMALE ELBOW 45°					No. 29 HEX REDUCING SOCKET				
	PART No.	BSP	BSP	LIST \$/EACH		PART No.	BSP	BSP	LIST \$/EACH
	BF25-45-0202	1/8	1/8	6.26		BF29-0402	1/4	1/8	3.00
	BF25-45-0404	1/4	1/4	7.99		BF29-0602	3/8	1/8	4.40
	BF25-45-0606	3/8	3/8	15.85		BF29-0604	3/8	1/4	3.44
	BF25-45-0808	1/2	1/2	17.50		BF29-0802	1/2	1/8	8.98
	BF25-45-1212	3/4	3/4	32.23		BF29-0804	1/2	1/4	7.14
No. 26 HEX SOCKET (larger sizes available on request)						BF29-0806	1/2	3/8	7.14
	PART No.	BSP		LIST \$/EACH		BF29-1206	3/4	3/8	16.34
	BF26-02	1/8		1.29	BF29-1208	3/4	1/2	12.79	
	BF26-04	1/4		2.34	BF29-1612	1	3/4	28.21	
	BF26-06	3/8		3.48	No. 30 DRAIN COCK BRASS BODY				
	BF26-08	1/2		5.76		PART No.	NPT	LIST \$/EACH	
	BF26-12	3/4		8.88		BF30-02	1/8	6.04	
BF26-16	1		16.19	BF30-04		1/4	7.14		
No. 27 HEX NIPPLE (larger sizes available on request)						BF30-06	3/8	9.15	
	PART No.	BSP		LIST \$/EACH	BF30-08	1/2	10.88		
	BF27-02	1/8		1.21	No. 31 BULKHEAD UNION				
	BF27-04	1/4		2.36		PART No.	TUBE	TUBE	LIST \$/EACH
	BF27-06	3/8		3.39		BF31-02	3/16	3/16	14.40
	BF27-08	1/2		5.54		BF31-04	1/4	1/4	13.46
	BF27-12	3/4		10.06		BF31-05	5/16	5/16	21.73
BF27-16	1		15.08	BF31-06		3/8	3/8	22.99	
No. 28 LONG HEX NIPPLE					BF31-08	1/2	1/2	26.13	
	PART No.	BSP	LENGTH	LIST \$/EACH	No. 31F FEMALE BULKHEAD UNION				
	BF28-0240	1/8	1 1/2"	3.81		PART No.	TUBE	BSP	LIST \$/EACH
	BF28-0250	1/8	2"	4.00		BF31F-0302	3/16	1/8	16.09
	BF28-0440	1/4	1 1/2"	4.41		BF31F-0402	1/4	1/8	11.99
	BF28-0450	1/4	2"	4.59		BF31F-0604	3/8	1/4	21.54
	BF28-0475	1/4	3"	7.66	No. 33 BSP CAP (larger sizes available on request)				
BF28-0865	1/2	2 1/2"	14.39		PART No.	BSP		LIST \$/EACH	
					BF33-02	1/8		2.64	
					BF33-04	1/4		3.06	
					BF33-06	3/8		4.31	
					BF33-08	1/2		5.10	
					BF33-12	3/4		5.69	
					BF33-16	1		11.30	

PRICES DO NOT INCLUDE GST  
E&O.E

## STANDARD BRASS

No. 34 FEMALE ELBOW (larger sizes available on request)				No. 36 FEMALE FLARE ELBOW							
	PART No.	BSP	LIST \$/EACH		PART No.	TUBE	BSP	LIST \$/EACH			
	BF34-02	1/8	6.28		BF36-0302	3/16	1/8	8.31			
	BF34-04	1/4	7.53		BF36-0402	1/4	1/8	5.36			
	BF34-06	3/8	7.84		BF36-0404	1/4	1/4	9.34			
	BF34-08	1/2	10.49		BF36-0406	1/4	3/8	16.33			
	BF34-12	3/4	14.24		BF36-0502	5/16	1/8	5.91			
	BF34-16	1	24.29		BF36-0504	5/16	1/4	9.15			
No. 34 x 45° FEMALE ELBOW 45°					BF36-0506				5/16	3/8	18.41
	PART No.	BSP	LIST \$/EACH		BF36-0602	3/8	1/8	8.78			
	BF34-45-02	1/8	7.65		BF36-0604	3/8	1/4	8.16			
	BF34-45-04	1/4	8.24		BF36-0606	3/8	3/8	12.93			
	BF34-45-06	3/8	19.86		BF36-0608	3/8	1/2	18.90			
No. 35E B.S.P. FEMALE EXTRUDED TEE					BF36-0806				1/2	3/8	15.64
	PART No.	BSP x 3	LIST \$/EACH	BF36-0808	1/2	1/2	18.73				
	BF35E-02	1/8	8.16	No. 37 B.S.P. FEMALE CROSS							
	BF35E-04	1/4	9.81		PART No.	BSP	LIST \$/EACH				
	BF35E-06	3/8	16.76		BF37-02	1/8	9.48				
	BF35E-08	1/2	20.85		BF37-04	1/4	12.48				
BF35E-12	3/4	43.06	BF37-06		3/8	21.83					
No. 35C B.S.P. FEMALE CAST TEE (larger sizes available on request)					BF37-08	1/2	22.91				
	PART No.	BSP x 3	LIST \$/EACH	BF37-12	3/4	79.96					
	BF35C-02	1/8	8.16	No. 38 SEATED UNION 60° SEAT							
	BF35C-04	1/4	9.81		PART No.	BSPP	BSP	LIST \$/EACH			
	BF35C-06	3/8	10.53		BF38-0202	1/8	1/8	7.21			
	BF35C-08	1/2	12.98		BF38-0402	1/4	1/8	3.45			
	BF35C-12	3/4	17.10		BF38-0404	1/4	1/4	3.15			
BF35C-16	1	31.36	BF38-0406		1/4	3/8	4.33				
No. 35M&F MALE BRANCH TEE					BF38-0602	3/8	1/8	7.59			
	PART No.	MALE BSP	FEMALE BSP		LIST \$/EACH	BF38-0604	3/8	1/4	6.04		
	BF35M&F-0202	1/8	1/8		7.43	BF38-0606	3/8	3/8	8.68		
	BF35M&F-0404	1/4	1/4		13.06	BF38-0806	1/2	3/8	10.43		
	BF35M&F-0606	3/8	3/8		16.21	BF38-0808	1/2	1/2	10.43		
	BF35M&F-0808	1/2	1/2		24.94	No. 39 SEATED DOUBLE UNION 60° SEAT					
						PART No.	BSPP	BSP	LIST \$/EACH		
				BF39-0202		1/8	1/8	3.65			
				BF39-0404		1/4	1/4	3.49			
				BF39-0606		3/8	3/8	5.89			
				BF39-0808		1/2	1/2	10.58			

PRICES DO NOT INCLUDE GST  
E&O.E

## STANDARD BRASS

No. 44 SOLDER-ON TAIL 60°					No. 58S STEEL INVERTED FLARE NUT					
	PART No.	TUBE	NUT SIZE	LIST \$/EACH		PART No.	TUBE	LIST \$/EACH		
	BF44-0302	3/16	1/8	2.55		BF58S-03	3/16	1.46		
	BF44-0404	1/4	1/4	2.04		BF58S-04	1/4	1.46		
	BF44-0504	5/16	1/4	2.04		BF58S-05	5/16	1.64		
	BF44-0606	3/8	3/8	2.91		BF58S-06	3/8	1.66		
	BF44-0808	1/2	1/2	3.79		BF58S-08	1/2	4.23		
No. 45 B.S.P. NUT USED WITH No. 44					No. 58SL STEEL LONG INVERTED FLARE NUT					
	PART No.	BSP		LIST \$/EACH		PART No.	TUBE	LIST \$/EACH		
	BF45-02	1/8		1.23		BF58SL-03	3/16	1.84		
	BF45-04	1/4		1.75		BF58SL-03R	3/16 Relieved	1.84		
	BF45-06	3/8		2.34		BF58SL-04	1/4	1.86		
	BF45-08	1/2		5.10		BF58SL-05	5/16	1.96		
No. 48 MALE ELBOW						No. 59 INVERTED FLARE ELBOW				
	PART No.	BSP	BSP	LIST \$/EACH		PART No.	TUBE	NPT	LIST \$/EACH	
	BF48-02	1/8	1/8	5.84		BF59-0202	1/8	1/8	5.30	
	BF48-04	1/4	1/4	7.14		BF59-0302	3/16	1/8	4.25	
	BF48-06	3/8	3/8	8.16		BF59-0402	1/4	1/8	4.78	
	BF48-08	1/2	1/2	14.96		BF59-0404	1/4	1/4	5.03	
	BF48-0402	1/4	1/8	6.74		BF59-0502	5/16	1/8	5.84	
BF48-0604	3/8	1/4	11.36	BF59-0504		5/16	1/4	9.91		
No. 50 B.S.P. MALE TEE						No. 59 x 45° INVERTED FLARE ELBOW 45°				
	PART No.	BSP x 3		LIST \$/EACH			PART No.	TUBE	NPT	LIST \$/EACH
	BF50-02	1/8		9.78			BF59-45-0302	3/16	1/8	7.06
	BF50-04	1/4		10.94	BF59-45-0402		1/4	1/8	7.61	
	BF50-06	3/8		13.85	BF59-45-0502		5/16	1/8	7.95	
	BF50-08	1/2		25.95	BF59-45-0504		5/16	1/4	12.54	
No. 56 FLARE CAP NUT 45° SEAT S.A.E. THREAD					No. 61 TUBE TEE					
	PART No.	TUBE	LIST \$/EACH			PART No.	TUBE x 3	LIST \$/EACH		
	BF56-04	1/4	3.79			BF61-03	3/16	7.70		
	BF56-05	5/16	4.73			BF61-04	1/4	15.14		
	BF56-06	3/8	5.45			BF61-05	5/16	17.15		
	BF56-08	1/2	6.86			BF61-06	3/8	18.66		
	BF56-10	5/8	11.36							
	BF56-12	3/4	24.58							
No. 58 BRASS INVERTED FLARE NUT					No. 61 TUBE TEE					
	PART No.	TUBE	LIST \$/EACH		PART No.	TUBE x 3	LIST \$/EACH			
	BF58-02	1/8	1.31							
	BF58-03	3/16	1.46							
	BF58-04	1/4	1.46							
	BF58-05	5/16	1.89							
	BF58-06	3/8	1.58							
	BF58-08	1/2	4.95							

PRICES DO NOT INCLUDE GST  
E&O.E







## STANDARD BRASS

No. 62 INVERTED FLARE SINGLE UNION					No. 65 FLARE PLUG 45° SEAT S.A.E. THREAD				
	PART No.	TUBE	NPT	LIST \$/EACH		PART No.	TUBE	LIST \$/EACH	
	BF62-0202	1/8	1/8	4.95		BF65-03	3/16	3.59	
	BF62-0302	3/16	1/8	2.86		BF65-04	1/4	3.00	
	BF62-0402	1/4	1/8	2.91		BF65-05	5/16	5.21	
	BF62-0404	1/4	1/4	2.91		BF65-06	3/8	3.65	
	BF62-0502	5/16	1/8	3.28		BF65-08	1/2	6.99	
	BF62-0504	5/16	1/4	3.99		BF65-10	5/8	13.83	
	BF62-0602	3/8	1/8	6.13		BF65-12	3/4	24.86	
	BF62-0604	3/8	1/4	4.88		<b>No. 70 SWIVEL FLARE CONNECTOR</b>			
	BF62-0606	3/8	3/8	6.44			PART No.	TUBE	LIST \$/EACH
BF62-0806	1/2	3/8	16.76	BF70-04	1/4		4.29		
BF62-0808	1/2	1/2	24.49	BF70-05	5/16		9.25		
<b>No. 62W INVERTED FLARE SINGLE UNION WITH WASHER FACE (WASHER NOT SUPPLIED)</b>				BF70-06	3/8		9.25		
	PART No.	TUBE	SAE	LIST \$/EACH	BF70-08	1/2	9.84		
	BF62W-0306	3/16	3/8	6.18	<b>No. 71 TANK COLLAR</b>				
	BF62W-0307	3/16	7/16	7.23		PART No.	FEM BSP	BOSS DIA	LIST \$/EACH
	BF62W-0308	3/16	1/2	7.23		BF71-0208	1/8	1/2	3.35
	BF62W-0406	1/4	3/8	6.18		BF71-0209	1/8	9/16	4.08
	BF62W-0407	1/4	7/16	7.23		BF71-0410	1/4	5/8	3.65
	BF62W-0506	5/16	3/8	8.50		BF71-0412	1/4	3/4	4.23
BF62W-0508	5/16	1/2	11.86	BF71-0614		3/8	7/8	5.76	
<b>No. 63 INVERTED FLARE JOINER</b>				BF71-0816		1/2	1	7.11	
	PART No.	TUBE	LIST \$/EACH						
	BF63-02	1/8	3.99						
	BF63-03	3/16	4.19						
	BF63-04	1/4	4.44						
	BF63-05	5/16	4.70						
	BF63-06	3/8	7.10						
	BF63-08	1/2	9.23						
<b>No. 64 B.S.P. TAPER PLUG (larger sizes available on request)</b>									
	PART No.	BSP	LIST \$/EACH						
	BF64-02	1/8	0.95						
	BF64-04	1/4	1.71						
	BF64-06	3/8	2.21						
	BF64-08	1/2	3.86						
	BF64-12	3/4	7.06						
	BF64-16	1	15.01						






PRICES DO NOT INCLUDE GST  
E&O.E

## STANDARD BRASS

No. 72 M & F ADAPTOR (larger sizes available on request)					No. 76 BREATHER CAP MADE FROM UNPLATED STEEL				
	PART No.	FEMALE BSP	MALE BSP	LIST \$/EACH		PART No.	BSP	LIST \$/EACH	
	BF72-0202	1/8	1/8	2.89		BF76-02	1/8	9.48	
	BF72-0402	1/4	1/8	2.18		BF76-04	1/4	9.48	
	BF72-0404	1/4	1/4	2.91		BF76-06	3/8	13.13	
	BF72-0602	3/8	1/8	5.19	No. 85 F x F BARREL UNION 3 PIECE UNION				
	BF72-0604	3/8	1/4	4.38		PART No.	BSP	LIST \$/EACH	
	BF72-0606	3/8	3/8	4.68		BF85-02	1/8	12.03	
	BF72-0804	1/2	1/4	7.44		BF85-04	1/4	12.98	
	BF72-0806	1/2	3/8	6.99		BF85-06	3/8	16.89	
	BF72-0808	1/2	1/2	6.99		BF85-08	1/2	22.96	
	BF72-1208	3/4	1/2	11.33		BF85-12	3/4	25.63	
	BF72-1212	3/4	3/4	11.33	BF85-16	1	36.23		
	BF72-1608	1	1/2	24.14	No. 99 SPIGOT FOR NYLON TUBE TO SUIT 1000 PSI IMPERIAL NYLON				
	BF72-1612	1	3/4	12.16		PART No.	TUBE OD	TUBE ID	LIST \$/EACH
BF72-1616	1	1	17.79	BF99-03		3/16	0.125	1.03	
No. 73 REDUCING NIPPLE (larger sizes available on request)						BF99-04	1/4	0.168	1.05
	PART No.	BSP	BSP	LIST \$/EACH		BF99-05	5/16	0.214	1.23
	BF73-0402	1/4	1/8	2.36		BF99-06	3/8	0.258	1.31
	BF73-0602	3/8	1/8	3.79		BF99-08	1/2	0.347	1.66
	BF73-0604	3/8	1/4	3.21	BF99-10	5/8	0.495	3.26	
	BF73-0802	1/2	1/8	6.26					
	BF73-0804	1/2	1/4	5.40					
	BF73-0806	1/2	3/8	5.54					
	BF73-1204	3/4	1/4	11.64					
	BF73-1206	3/4	3/8	11.09					
	BF73-1208	3/4	1/2	12.35					
	BF73-1608	1	1/2	18.95					
	BF73-1612	1	3/4	18.95					
No. 74 B.S.P. LOCK NUT (larger sizes available on request)									
	PART No.	BSP		LIST \$/EACH					
	BF74-02	1/8		1.68					
	BF74-04	1/4		1.79					
	BF74-06	3/8		2.04					
	BF74-08	1/2		3.48					
	BF74-12	3/4		5.30					
	BF74-16	1		6.56					
No. 75 FEMALE "Y" PIECE									
	PART No.	BSP x 3		LIST \$/EACH					
	BF75-02	1/8		24.35					
	BF75-04	1/4		25.95					
	BF75-06	3/8		37.33					
	BF75-08	1/2		47.95					


PRICES DO NOT INCLUDE GST  
E&O.E

## BRASS AIRLINE FITTINGS

No. P3 MALE TAILPIECE (larger sizes available on request)					No. P6 MALE ELBOW				
PART No.	HOSE	BSP	LIST \$/EACH		PART No.	HOSE	BSP	LIST \$/EACH	
BFP3-0302	3/16	1/8	1.81		BFP6-0302	3/16	1/8	3.78	
BFP3-0304	3/16	1/4	1.89		BFP6-0402	1/4	1/8	3.78	
BFP3-0402	1/4	1/8	1.81		BFP6-0404	1/4	1/4	4.59	
BFP3-0404	1/4	1/4	1.89		BFP6-0502	5/16	1/8	3.78	
BFP3-0406	1/4	3/8	2.98		BFP6-0504	5/16	1/4	4.59	
BFP3-0408	1/4	1/2	4.29		BFP6-0506	5/16	3/8	6.95	
BFP3-0502	5/16	1/8	1.81		BFP6-0602	3/8	1/8	4.59	
BFP3-0504	5/16	1/4	1.89		BFP6-0604	3/8	1/4	4.59	
BFP3-0506	5/16	3/8	2.98		BFP6-0606	3/8	3/8	6.95	
BFP3-0508	5/16	1/2	4.29		BFP6-0608	3/8	1/2	10.94	
BFP3-0602	3/8	1/8	1.81		BFP6-0804	1/2	1/4	7.59	
BFP3-0604	3/8	1/4	1.89		BFP6-0806	1/2	3/8	6.95	
BFP3-0606	3/8	3/8	2.98		BFP6-0808	1/2	1/2	8.45	
BFP3-0608	3/8	1/2	4.29		BFP6-1004	5/8	1/4	7.86	
BFP3-0612	3/8	3/4	10.18		BFP6-1006	5/8	3/8	7.86	
BFP3-0802	1/2	1/8	2.21		BFP6-1008	5/8	1/2	10.06	
BFP3-0804	1/2	1/4	2.21		BFP6-1208	3/4	1/2	11.69	
BFP3-0806	1/2	3/8	2.98		BFP6-1212	3/4	3/4	13.29	
BFP3-0808	1/2	1/2	4.29		BFP6-1612	1	3/4	25.95	
BFP3-0812	1/2	3/4	9.69		BFP6-1616	1	1	49.58	
BFP3-1004	5/8	1/4	2.98		<b>No. P7 HOSE JOINER</b>				
BFP3-1006	5/8	3/8	4.29			PART No.	HOSE	LIST \$/EACH	
BFP3-1008	5/8	1/2	5.53			BFP7-03	3/16	1.86	
BFP3-1012	5/8	3/4	10.18			BFP7-04	1/4	1.86	
BFP3-1016	5/8	1	19.51			BFP7-05	5/16	1.86	
BFP3-1206	3/4	3/8	6.96			BFP7-06	3/8	2.01	
BFP3-1208	3/4	1/2	6.96			BFP7-08	1/2	2.66	
BFP3-1212	3/4	3/4	9.69			BFP7-10	5/8	3.75	
BFP3-1216	3/4	1	13.24	BFP7-12		3/4	9.61		
BFP3-1608	1	1/2	9.69	BFP7-16		1	12.00		
BFP3-1612	1	3/4	9.69						
BFP3-1616	1	1	13.24						
<b>No. SP3 SWIVEL TAILPIECE</b>					<b>No. P10 FEMALE TAILPIECE</b>				
	PART No.	HOSE	BSP	LIST \$/EACH		PART No.	HOSE	BSP	LIST \$/EACH
	BFSP3-0404	1/4	1/4	8.43		BFP10-0302	3/16	1/8	2.36
	BFSP3-0606	3/8	3/8	8.98		BFP10-0304	3/16	1/4	2.36
	BFSP3-0808	1/2	1/2	11.15		BFP10-0402	1/4	1/8	2.36
	BFSP3-1212	3/4	3/4	17.39		BFP10-0404	1/4	1/4	2.36
	BFSP3-1616	1	1	54.85		BFP10-0406	1/4	3/8	3.85
<b>No. P5 NUT &amp; TAIL ASSEMBLY</b>						BFP10-0408	1/4	1/2	5.81
	PART No.	HOSE	BSP	LIST \$/EACH		BFP10-0502	5/16	1/8	2.36
	BFP5-0302	3/16	1/8	1.90		BFP10-0504	5/16	1/4	2.36
	BFP5-0304	3/16	1/4	1.90		BFP10-0506	5/16	3/8	3.85
	BFP5-0404	1/4	1/4	1.90		BFP10-0508	5/16	1/2	5.81
	BFP5-0406	1/4	3/8	2.94		BFP10-0602	3/8	1/8	2.36
	BFP5-0408	1/4	1/2	4.59		BFP10-0604	3/8	1/4	2.36
	BFP5-0504	5/16	1/4	1.90		BFP10-0606	3/8	3/8	3.85
	BFP5-0506	5/16	3/8	2.94		BFP10-0608	3/8	1/2	5.81
	BFP5-0508	5/16	1/2	4.59		BFP10-0804	1/2	1/4	2.36
	BFP5-0604	3/8	1/4	2.51		BFP10-0806	1/2	3/8	3.85
	BFP5-0606	3/8	3/8	2.94		BFP10-0808	1/2	1/2	5.81
	BFP5-0608	3/8	1/2	4.59		BFP10-1004	5/8	1/4	6.89
	BFP5-0806	1/2	3/8	4.59	BFP10-1006	5/8	3/8	6.13	
	BFP5-0808	1/2	1/2	4.59	BFP10-1008	5/8	1/2	10.99	
	BFP5-1212	3/4	3/4	12.50	BFP10-1208	3/4	1/2	9.19	
	BFP5-1616	1	1	18.25	BFP10-1212	3/4	3/4	13.53	

PRICES DO NOT INCLUDE GST  
E&O.E

## BRASS AIRLINE FITTINGS

No. P11 HOSE ELBOW				
	PART No.	HOSE		LIST \$/EACH
	BFP11-03	3/16		3.61
	BFP11-04	1/4		3.61
	BFP11-05	5/16		3.61
	BFP11-06	3/8		5.04
	BFP11-08	1/2		6.70
	BFP11-10	5/8		9.18
	BFP11-12	3/4		10.13
	BFP11-16	1		43.26
No. P12 TWO-WAY TEE				
	PART No.	HOSE	BSP	LIST \$/EACH
	BFP12-0302	3/16	1/8	4.45
	BFP12-0402	1/4	1/8	4.45
	BFP12-0404	1/4	1/4	6.60
	BFP12-0502	5/16	1/8	4.45
	BFP12-0504	5/16	1/4	6.60
	BFP12-0602	3/8	1/8	6.60
	BFP12-0604	3/8	1/4	6.60
	BFP12-0606	3/8	3/8	9.89
	BFP12-0608	3/8	1/2	11.08
	BFP12-0804	1/2	1/4	11.08
	BFP12-0806	1/2	3/8	9.89
	BFP12-0808	1/2	1/2	13.19
	BFP12-1006	5/8	3/8	14.18
	BFP12-1208	3/4	1/2	23.81
	BFP12-1212	3/4	3/4	23.81
BFP12-1616	1	1	58.29	
No. P14 THREE-WAY TEE				
	PART No.	HOSE		LIST \$/EACH
	BFP14-03	3/16		4.59
	BFP14-04	1/4		4.59
	BFP14-05	5/16		4.59
	BFP14-06	3/8		6.70
	BFP14-08	1/2		12.20
	BFP14-10	5/8		19.53
	BFP14-12	3/4		24.16
BFP14-16	1		60.65	






PRICES DO NOT INCLUDE GST  
E&O.E

## PLUMBING SCREWED BRASSWARE AS 3688

HEXAGON SOCKETS			
	PART No.	SIZE INCH	LIST \$/EACH
	HS4	1/8	2.48
	HS8	1/4	2.79
	HS10	3/8	3.16
	HS15	1/2	2.80
	HS15CP	1/2 chrome plated	3.20
	HS20	3/4	4.10
	HS20CP	3/4 chrome plated	4.15
	HS25	1	7.01
	HS32	1 1/4	11.78
	HS40	1 1/2	15.26
	HS50	2	24.34
	HS65	2 1/2	97.76
	HS75	3	140.23
HS100	4	279.80	
REDUCING HEXAGON SOCKETS			
	PART No.	SIZE INCH	LIST \$/EACH
	RHS84	1/4 x 1/8	3.84
	RHS108	3/8 x 1/4	4.21
	RHS158	1/2 x 1/4	5.89
	RHS1510	1/2 x 3/8	5.89
	RHS2015	3/4 x 1/2	7.31
	RHS2520	1 x 3/4	13.09
TEES			
	PART No.	SIZE INCH	LIST \$/EACH
	T4	1/8	8.41
	T8	1/4	8.41
	T10	3/8	9.10
	T15	1/2	7.01
	T15CP	1/2 chrome plated	8.89
	T20	3/4	11.46
	T20CP	3/4 chrome plated	17.20
	T25	1	23.81
	T32	1 1/4	37.54
	T40	1 1/2	45.35
	T50	2	70.43
	T65	2 1/2	195.85
	T75	3	454.68
BACKNUTS			
	PART No.	SIZE INCH	LIST \$/EACH
	BN4	1/8	1.74
	BN8	1/4	1.74
	BN10	3/8	1.90
	BN15	1/2	1.79
	BN15CP	1/2 chrome plated	3.16
	BN20	3/4	2.61
	BN20CP	3/4 chrome plated	3.31
	BN25	1	4.35
	BN32	1 1/4	8.09
	BN40	1 1/2	9.71
	BN50	2	12.93



PRICES DO NOT INCLUDE GST  
E&O.E

## PLUMBING SCREWED BRASSWARE AS 3688

HEXAGON NIPPLES				SCREWED NIPPLES (ALL THREADS)				
PART No.	SIZE INCH	LIST \$/EACH		PART No.	SIZE INCH	LIST \$/EACH		
HN4	1/8	2.05		SN15150	1/2 x 6	7.98		
HN8	1/4	2.58		SN15300	1/2 x 12	15.84		
HN10	3/8	2.79		SN20150	3/4 x 6	12.68		
HN15	1/2	2.73		SN20300	3/4 x 12	25.25		
HN15CP	1/2 chrome plated	2.89		SN25150	1 x 6	17.46		
HN20	3/4	3.43		SN25300	1 x 12	35.73		
HN20CP	3/4 chrome plated	4.58		SN32150	1 1/4 x 6	41.96		
HN25	1	6.51		SN32300	1 1/4 x 12	73.48		
HN32	1 1/4	11.55		SN40150	1 1/2 x 6	48.96		
HN40	1 1/2	14.03		SN40300	1 1/2 x 12	90.93		
HN50	2	20.63		SN50150	2 x 6	55.96		
HN65	2 1/2	80.58		SN50300	2 x 12	104.93		
HN75	3	97.40						
HN100	4	192.39						
REDUCING HEXAGON NIPPLES				FEMALE ELBOWS				
PART No.	SIZE INCH	LIST \$/EACH		PART No.	SIZE INCH	LIST \$/EACH		
RHN84	1/4 x 1/8	2.69		FE4	1/8	6.31		
RHN108	3/8 x 1/4	3.53		FE8	1/4	6.31		
RHN154	1/2 x 1/8	5.10		FE10	3/8	8.05		
RHN158	1/2 x 1/4	3.84		FE15	1/2	6.35		
RHN1510	1/2 x 3/8	3.46		FE15CP	1/2 chrome plated	7.84		
RHN208	3/4 x 1/4	8.41		FE20	3/4	8.89		
RHN2010	3/4 x 3/8	8.41		FE20CP	3/4 chrome plated	12.78		
RHN2015	3/4 x 1/2	3.53		FE25	1	20.60		
RHN2015CP	3/4 x 1/2 chrome plated	4.58		FE32	1 1/4	31.85		
RHN2515	1 x 1/2	7.73		FE40	1 1/2	39.83		
RHN2520	1 x 3/4	5.78		FE50	2	55.69		
RHN3215	1 1/4 x 1/2	19.56		FE65	2 1/2	213.38		
RHN3220	1 1/4 x 3/4	19.23		FE75	3	267.18		
RHN3225	1 1/4 x 1	9.40		M & F ELBOWS				
RHN4020	1 1/2 x 3/4	26.56		PART No.	SIZE INCH	LIST \$/EACH		
RHN4025	1 1/2 x 1	25.41		MFE4	1/8	6.69		
RHN4032	1 1/2 x 1 1/4	28.14		MFE8	1/4	6.69		
RHN5025	2 x 1	69.95		MFE10	3/8	10.04		
RHN5032	2 x 1 1/4	36.30		MFE15	1/2	6.03		
RHN5040	2 x 1 1/2	36.30		MFE15CP	1/2 chrome plated	7.58		
RHN6550	2 1/2 x 2	62.38	MFE20	3/4	9.58			
RHN7550	3 x 2	107.93	MFE20CP	3/4 chrome plated	14.53			
RHN7565	3 x 2 1/2	107.93	MFE25	1	22.74			
RHN10050	4 x 2	265.81	MFE32	1 1/4	33.41			
RHN10065	4 x 2 1/2	265.81	MFE40	1 1/2	40.81			
RHN10075	4 x 3	265.81	MFE50	2	63.61			

PRICES DO NOT INCLUDE GST  
E&O.E

# PLUMBING SCREWED BRASSWARE AS 3688

ADAPTORS (M & F HEX SOCKETS)				REDUCING BUSHES									
	PART No.	SIZE INCH	LIST \$/EACH		PART No.	SIZE INCH	LIST \$/EACH						
	A4	1/8	2.05		RB84	¼ x 1/8	2.31						
	A8	¼	3.38		RB104	3/8 x 1/8	2.79						
	A10	3/8	4.21		RB108	3/8 x ¼	2.78						
	A15	½	2.89		RB154	½ x 1/8	4.21						
	A15CP	½ chrome plated	3.79		RB158	½ x ¼	3.63						
	A20	¾	4.35		RB1510	½ x 3/8	2.36						
	A20CP	¾ chrome plated	6.10		RB208	¾ x ¼	7.58						
	A25	1	9.94		RB2010	¾ x 3/8	7.58						
	A32	1¼	20.78		RB2015	¾ x ½	2.70						
	A40	1½	22.88		RB2015CP	¾ x ½ chrome plated	3.58						
	A50	2	36.19		RB2515	1 x ½	5.69						
	A65	2½	192.39		RB2520	1 x ¾	5.04						
	A75	3	269.34		RB3215	1¼ x ½	11.94						
	REDUCING ADAPTORS				REDUCING BUSHES								
	PART No.	SIZE INCH	LIST \$/EACH		PART No.	SIZE INCH	LIST \$/EACH						
	RA84	¼ x 1/8	3.16		RB3225	1¼ x 1	8.66						
	RA104	3/8 x 1/8	4.84		RB4015	1½ x ½	13.59						
	RA108	3/8 x ¼	4.84		RB4020	1½ x ¾	18.41						
	RA158	½ x ¼	5.94		RB4025	1½ x 1	13.59						
	RA1510	½ x 3/8	5.58		RB4032	1½ x 1¼	8.66						
	RA2015	¾ x ½	3.80		RB5020	2 x ¾	36.40						
	RA2015CP	¾ x ½ chrome plated	5.68		RB5025	2 x 1	36.40						
	RA2515	1 x ½	11.14		RB5032	2 x 1¼	22.36						
	RA2520	1 x ¾	6.60		RB5040	2 x 1½	19.61						
	RA3220	1¼ x ¾	18.73		RB6540	2½ x 1½	104.93						
	RA3225	1¼ x 1	19.80		RB6550	2½ x 2	48.39						
	RA4020	1½ x ¾	31.50		RB7550	3 x 2	75.68						
	RA4025	1½ x 1	23.49		RB7565	3 x 2½	69.11						
	RA4032	1½ x 1¼	25.14		RB10050	4 x 2	160.88						
	RA5025	2 x 1	40.18		RB10065	4 x 2½	160.88						
	RA5032	2 x 1¼	40.43		RB10075	4 x 3	160.88						
	RA5040	2 x 1½	43.04		HEXAGON PLUGS								
	RA6550	2½ x 2	143.26		PART No.				SIZE INCH		LIST \$/EACH		
RA7550	3 x 2	187.76	HP4	1/8	1.74	HP8	¼	2.10					
RA7565	3 x 2½	188.96	HP10	3/8	2.69	HP15	½	2.80					
CAPS				PART No.				SIZE INCH		LIST \$/EACH			
	PART No.			SIZE INCH			LIST \$/EACH				HP15CP	½ chrome plated	2.80
	C4	1/8	2.04	HP20	¾	4.21	HP25	1	9.38				
	C8	¼	2.20	HP32	1¼	15.56	HP40	1½	20.05				
	C10	3/8	2.29	HP50	2	26.38	HP65	2½	67.48				
	C15	½	2.70	HP75	3	74.15	HP100	4	104.93				
	C15CP	½ chrome plated	2.74										
	C20	¾	3.71										
	C20CP	¾ chrome plated	3.63										
	C25	1	7.01										
	C32	1¼	14.26										
	C40	1½	17.24										
	C50	2	21.04										
	C65	2½	55.08										
	C75	3	86.25										
C100	4	97.78											

PRICES DO NOT INCLUDE GST  
E&O.E

# BRASS COMPRESSION FITTINGS

O105 MALE STUD COUPLING, BSP TAPER THREAD				
	TUBE O.D. MM	THREAD SIZE INCH	PART No.	LIST \$/EACH
	4	R1/8	BFM3-0402	4.50
	5	R1/8	BFM3-0502	4.50
	5	R1/4	BFM3-0504	5.00
	6	R1/8	BFM3-0602	5.20
	6	R1/4	BFM3-0604	6.10
	6	R3/8	BFM3-0606	9.25
	8	R1/8	BFM3-0802	6.25
	8	R1/4	BFM3-0804	6.70
	8	R3/8	BFM3-0806	9.20
	10	R1/8	BFM3-1002	11.10
	10	R1/4	BFM3-1004	10.15
	10	R3/8	BFM3-1006	11.35
	10	R1/2	BFM3-1008	14.85
	12	R1/4	BFM3-1204	13.00
	12	R3/8	BFM3-1206	13.00
	12	R1/2	BFM3-1208	14.40

O109 MALE STUD ELBOW, BSP TAPER THREAD				
	TUBE O.D. MM	THREAD SIZE INCH	PART No.	LIST \$/EACH
	4	R1/8	BFM5-0402	10.50
	4	R1/4	BFM5-0404	10.50
	5	R1/8	BFM5-0502	10.10
	5	R1/4	BFM5-0504	10.50
	6	R1/8	BFM5-0602	10.10
	6	R1/4	BFM5-0604	10.10
	8	R1/8	BFM5-0802	9.50
	8	R1/4	BFM5-0804	10.50
	8	R3/8	BFM5-0806	15.50
	10	R1/4	BFM5-1004	17.50
	10	R3/8	BFM5-1006	19.50
	10	R1/2	BFM5-1008	29.50
	12	R1/4	BFM5-1204	22.00
	12	R3/8	BFM5-1206	22.00
	12	R1/2	BFM5-1208	29.50

O108 MALE STUD BRANCH TEE, BSP TAPER THREAD				
	TUBE O.D. MM	THREAD SIZE INCH	PART No.	LIST \$/EACH
	4	R1/8	BFM12-0402	16.50
	6	R1/8	BFM12-0602	15.80
	6	R1/4	BFM12-0604	16.20
	8	R1/8	BFM12-0802	16.50
	8	R1/4	BFM12-0804	16.50
	8	R3/8	BFM12-0806	23.50
	10	R1/4	BFM12-1004	28.00
	10	R3/8	BFM12-1006	28.00
	12	R1/4	BFM12-1204	32.00
	12	R3/8	BFM12-1206	32.00

O114 FEMALE STUD COUPLING, BSP PARALLEL THREAD				
	TUBE O.D. MM	THREAD SIZE INCH	PART No.	LIST \$/EACH
	4	G1/8	BFM10-0402	8.40
	4	G1/4	BFM10-0404	10.50
	6	G1/8	BFM10-0602	8.30
	6	G1/4	BFM10-0604	9.20
	8	G1/8	BFM10-0802	9.50
	8	G1/4	BFM10-0804	10.20
	8	G3/8	BFM10-0806	10.50
	10	G1/4	BFM10-1004	15.00
	10	G3/8	BFM10-1006	17.50
	10	G1/2	BFM10-1008	19.50
	12	G1/4	BFM10-1204	14.50
	12	G3/8	BFM10-1206	16.00
	12	G1/2	BFM10-1208	21.30

O106 EQUAL ENDED STRAIGHT COUPLING			
	TUBE O.D. MM	PART No.	LIST \$/EACH
	4	BFM4-04	6.50
	5	BFM4-05	7.30
	6	BFM4-06	7.80
	8	BFM4-08	10.20
	10	BFM4-10	18.50
	12	BFM4-12	20.00

O102 EQUAL ELBOW			
	TUBE O.D. MM	PART No.	LIST \$/EACH
	4	BFM11-04	10.20
	6	BFM11-06	13.80
	8	BFM11-08	16.90
	10	BFM11-10	25.80
	12	BFM11-12	31.00

O103 MALE STUD RUN TEE, BSP TAPER THREAD				
	TUBE O.D. MM	THREAD SIZE INCH	PART No.	LIST \$/EACH
	4	R1/8	BFM13-0402	16.50
	6	R1/8	BFM13-0602	15.80
	6	R1/4	BFM13-0604	16.20
	8	R1/8	BFM13-0802	16.50
	8	R1/4	BFM13-0804	16.50
	8	R3/8	BFM13-0806	23.50
	10	R1/4	BFM13-1004	28.00
	10	R3/8	BFM13-1006	28.00
	12	R3/8	BFM13-1206	32.00

O116 BULKHEAD COUPLING			
	TUBE O.D. MM	PART No.	LIST \$/EACH
	4	BFM31-04	14.85
	6	BFM31-06	15.30
	8	BFM31-08	14.65
	10	BFM31-10	28.80
12	BFM31-12	35.80	

O104 EQUAL TEE			
	TUBE O.D. MM	PART No.	LIST \$/EACH
	4	BFM14-04	17.40
	5	BFM14-05	17.40
	6	BFM14-06	16.80
	8	BFM14-08	19.00
	10	BFM14-10	32.00
	12	BFM14-12	37.00

O124 OLIVE			
	TUBE O.D. MM	PART No.	LIST \$/EACH
	4	BFM100-04	0.60
	5	BFM100-05	0.65
	6	BFM100-06	0.75
	8	BFM100-08	0.90
	10	BFM100-10	1.10
	12	BFM100-12	1.40

O110 NUT				
	TUBE O.D. MM	THREAD SIZE INCH	PART No.	LIST \$/EACH
	4	M8x1	BFM2-04	1.50
	5	M10x1	BFM2-05	1.85
	6	M10x1	BFM2-06	2.15
	8	M12x1	BFM2-08	2.50
	10	M16x1.5	BFM2-10	4.80
	12	M18x1.5	BFM2-12	6.00

PRICES DO NOT INCLUDE GST  
E&O.E



# PUSH-IN FITTINGS

## LF 3000 METRIC TUBE

3175 MALE STUD FITTINGS, HEXAGONAL, WITH BSPT THREAD				
	TUBE O.D. MM	THREAD SIZE INCH	PART No.	LIST \$/EACH
	4	R1/8	PFM3-0402	2.94
	4	R1/4	PFM3-0404	4.41
	6	R1/8	PFM3-0602	2.70
	6	R1/4	PFM3-0604	3.92
	6	R3/8	PFM3-0606	5.04
	6	R1/2	PFM3-0608	-
	8	R1/8	PFM3-0802	3.92
	8	R1/4	PFM3-0804	3.67
	8	R3/8	PFM3-0806	4.65
	8	R1/2	PFM3-0808	6.41
	10	R1/4	PFM3-1004	5.14
	10	R3/8	PFM3-1006	5.63
	10	R1/2	PFM3-1008	6.85
	12	R1/4	PFM3-1204	6.85
	12	R3/8	PFM3-1206	6.85
	12	R1/2	PFM3-1208	7.11

3109 MALE STUD ELBOW, BSPT THREAD				
	TUBE O.D. MM	THREAD SIZE INCH	PART No.	LIST \$/EACH
	4	R1/8	PFM5-0402	3.67
	4	R1/4	PFM5-0404	4.65
	6	R1/8	PFM5-0602	3.67
	6	R1/4	PFM5-0604	4.65
	8	R1/8	PFM5-0802	5.63
	8	R1/4	PFM5-0804	5.14
	8	R3/8	PFM5-0806	8.09
	10	R1/4	PFM5-1004	10.04
	10	R3/8	PFM5-1006	10.04
	10	R1/2	PFM5-1008	10.04
	12	R1/4	PFM5-1204	12.86
	12	R3/8	PFM5-1206	12.86
	12	R1/2	PFM5-1208	13.72

3113 45° MALE ELBOW, BSPT THREAD				
	TUBE O.D. MM	THREAD SIZE INCH	PART No.	LIST \$/EACH
	4	R1/8	PFM545-0402	4.72
	6	R1/8	PFM545-0602	4.81
	6	R1/4	PFM545-0604	5.34
	8	R1/8	PFM545-0802	5.34
	8	R1/4	PFM545-0804	5.56
	8	R3/8	PFM545-0806	8.87
	10	R1/4	PFM545-1004	10.62
	10	R3/8	PFM545-1006	10.62
	10	R1/2	PFM545-1008	11.54
	12	R1/4	PFM545-1204	14.11
	12	R3/8	PFM545-1206	12.71
	12	R1/2	PFM545-1208	13.82

3108 MALE STUD BRANCH TEE, BSPT THREAD				
	TUBE O.D. MM	THREAD SIZE INCH	PART No.	LIST \$/EACH
	4	R1/8	PFM12-0402	5.39
	4	R1/4	PFM12-0404	5.63
	6	R1/8	PFM12-0602	6.13
	6	R1/4	PFM12-0604	6.37
	8	R1/8	PFM12-0802	7.59
	8	R1/4	PFM12-0804	7.11
	8	R3/8	PFM12-0806	7.35
	10	R1/4	PFM12-1004	12.74
	10	R3/8	PFM12-1006	12.74
	10	R1/2	PFM12-1008	12.74
	12	R1/4	PFM12-1204	16.65
	12	R3/8	PFM12-1206	16.65
	12	R1/2	PFM12-1208	17.38

3106 TUBE/TUBE CONNECTOR				
	TUBE O.D. MM	PART No.	LIST \$/EACH	
	4	PFM4-04	3.43	
	6	PFM4-06	3.67	
	8	PFM4-08	4.41	
	10	PFM4-10	7.11	
	12	PFM4-12	8.81	

3106 UNEQUAL TUBE/TUBE CONNECTOR				
	TUBE O.D. 1 MM	TUBE O.D. 2 MM	PART No.	LIST \$/EACH
	3	4	PFMR4-0304	-
	4	6	PFMR4-0406	5.87
	4	8	PFMR4-0408	7.11
	6	8	PFMR4-0608	6.37
	6	10	PFMR4-0610	10.77
	8	10	PFMR4-0810	9.79
	10	12	PFMR4-1012	10.09
	12	14	PFMR4-1214	17.26

3102 EQUAL ELBOW			
	TUBE O.D. MM	PART No.	LIST \$/EACH
	4	PFM11-04	3.43
	6	PFM11-06	3.67
	8	PFM11-08	4.41
	10	PFM11-10	7.35
12	PFM11-12	8.81	

3104 EQUAL TEE			
	TUBE O.D. MM	PART No.	LIST \$/EACH
	3	PFM14-03	-
	4	PFM14-04	4.90
	6	PFM14-06	5.63
	8	PFM14-08	6.37
	10	PFM14-10	9.79
12	PFM14-12	12.24	

3116 BULKHEAD CONNECTOR			
	TUBE O.D. MM	PART No.	LIST \$/EACH
	4	PFM31-04	8.33
	6	PFM31-06	10.04
	8	PFM31-08	12.00
	10	PFM31-10	25.22
12	PFM31-12	24.49	

3136 FEMALE BULKHEAD CONNECTOR, BSPP THREAD				
	TUBE O.D. MM	THREAD SIZE INCH	PART No.	LIST \$/EACH
	4	G1/8	PFM31F-0402	11.75
	4	G1/4	PFM31F-0404	12.49
	6	G1/8	PFM31F-0602	12.00
	6	G1/4	PFM31F-0604	12.47
	8	G1/8	PFM31F-0802	13.46
	8	G1/4	PFM31F-0804	10.29
	10	G3/8	PFM31F-1006	25.47
	12	G3/8	PFM31F-1206	26.69
	12	G1/2	PFM31F-1208	28.64

PRICES DO NOT INCLUDE GST  
E&O.E

LF 3000 IMPERIAL TUBE

**3175 MALE STUD CONNECTOR BSPT (TAPER)**

TUBE O.D. INCH	THREAD SIZE INCH	PART No.	LIST \$/EACH
1/8	1/8	PF3-0202	3.92
3/16	1/8	PF3-0302	5.87
3/16	1/4	PF3-0304	10.04
1/4	1/8	PF3-0402	4.16
1/4	1/4	PF3-0404	6.61
5/16	1/8	PF3-0502	3.92
5/16	1/4	PF3-0504	3.67
5/16	3/8	PF3-0506	4.65
3/8	1/4	PF3-0604	9.06
3/8	3/8	PF3-0606	10.04
3/8	1/2	PF3-0608	13.72
1/2	1/4	PF3-0804	12.49
1/2	3/8	PF3-0806	15.92
1/2	1/2	PF3-0808	13.95

**3109 MALE STUD ELBOW BSPT (TAPER)**

TUBE O.D. INCH	THREAD SIZE INCH	PART No.	LIST \$/EACH
1/8	1/8	PF5-0202	6.37
3/16	1/8	PF5-0302	7.83
3/16	1/4	PF5-0304	11.14
1/4	1/8	PF5-0402	5.39
1/4	1/4	PF5-0404	6.13
5/16	1/8	PF5-0502	5.63
5/16	1/4	PF5-0504	5.14
5/16	3/8	PF5-0506	8.09
3/8	1/4	PF5-0604	11.51
3/8	3/8	PF5-0606	10.77
1/2	1/4	PF5-0804	13.46
1/2	3/8	PF5-0806	19.35
1/2	1/2	PF5-0808	13.46

**3108 MALE STUD BRANCH TEE BSPT (TAPER)**

TUBE O.D. MM	THREAD SIZE INCH	PART No.	LIST \$/EACH
3/16	1/8	PF12-0302	7.83
3/16	1/4	PF12-0304	-
1/4	1/8	PF12-0402	8.57
1/4	1/4	PF12-0404	10.04
5/16	1/8	PF12-0502	7.59
5/16	1/4	PF12-0504	7.11
5/16	3/8	PF12-0506	7.35
3/8	1/4	PF12-0604	20.57
3/8	3/8	PF12-0606	21.55
1/2	1/4	PF12-0804	21.33
1/2	3/8	PF12-0806	24.98

**3106 STRAIGHT EQUAL UNION**

TUBE O.D. INCH	PART No.	LIST \$/EACH
1/8	PF4-02	4.65
3/16	PF4-03	4.41
1/4	PF4-04	4.16
5/16	PF4-05	4.41
3/8	PF4-06	7.35
1/2	PF4-08	10.29

**3102 EQUAL ELBOW**

TUBE O.D. INCH	PART No.	LIST \$/EACH
1/8	PF11-02	4.16
3/16	PF11-03	4.65
1/4	PF11-04	4.16
5/16	PF11-05	4.41
3/8	PF11-06	7.35
1/2	PF11-08	12.00

**3104 EQUAL TEE**

TUBE O.D. INCH	PART No.	LIST \$/EACH
1/8	PF14-02	6.13
3/16	PF14-03	6.85
1/4	PF14-04	5.63
5/16	PF14-05	6.37
3/8	PF14-06	9.79
1/2	PF14-08	17.63

**3166 REDUCER**


TUBE O.D. 1 INCH	TUBE O.D. 2 INCH	PART No.	LIST \$/EACH
3/16	1/8	PFR4-0302	6.85
1/4	1/8	PFR4-0402	6.85
1/4	3/16	PFR4-0403	6.37
5/16	1/4	PFR4-0504	7.11
3/8	1/4	PFR4-0604	5.87
1/2	1/4	PFR4-0804	6.37
1/2	5/16	PFR4-0805	-
1/2	3/8	PFR4-0806	10.29

**3116 BULKHEAD UNION**

TUBE O.D. INCH	PART No.	LIST \$/EACH
3/16	PF31-03	-
1/4	PF31-04	16.40
5/16	PF31-05	12.00
3/8	PF31-06	32.81
1/2	PF31-08	29.88


PRICES DO NOT INCLUDE GST  
E&O.E


LF 3600 FOR INDUSTRIAL AND FOOD APPLICATIONS


3675 MALE STUD, BSP TAPER				
	TUBE O.D. MM	THREAD SIZE INCH	PART No.	LIST \$/EACH
	4	R1/8	PFM3NP-0402	3.67
	4	R1/4	PFM3NP-0404	5.14
	6	R1/8	PFM3NP-0602	4.16
	6	R1/4	PFM3NP-0604	4.41
	8	R1/8	PFM3NP-0802	4.53
	8	R1/4	PFM3NP-0804	4.65
	8	R3/8	PFM3NP-0806	5.63
	10	R1/4	PFM3NP-1004	7.47
	10	R3/8	PFM3NP-1006	8.09
	12	R1/4	PFM3NP-1204	10.53
	12	R3/8	PFM3NP-1206	10.04
	12	R1/2	PFM3NP-1208	10.77

3609 MALE STUD ELBOW, BSP TAPER				
	TUBE O.D. MM	THREAD SIZE INCH	PART No.	LIST \$/EACH
	4	R1/8	PFM5NP-0402	7.11
	4	R1/4	PFM5NP-0404	7.83
	6	R1/8	PFM5NP-0602	7.83
	6	R1/4	PFM5NP-0604	8.09
	8	R1/8	PFM5NP-0802	9.06
	8	R1/4	PFM5NP-0804	9.06
	8	R3/8	PFM5NP-0806	10.04
	10	R1/4	PFM5NP-1004	14.33
	10	R3/8	PFM5NP-1006	13.96
	12	R1/4	PFM5NP-1204	19.35
	12	R3/8	PFM5NP-1206	18.01
	12	R1/2	PFM5NP-1208	18.37


3679 COMPACT MALE STUD ELBOW, BSP TAPER				
	TUBE O.D. MM	THREAD SIZE INCH	PART No.	LIST \$/EACH
	4	R1/8	PFM5CNP-0402	7.35
	6	R1/8	PFM5CNP-0602	8.21
	6	R1/4	PFM5CNP-0604	8.46
	8	R1/8	PFM5CNP-0802	8.70
	8	R1/4	PFM5CNP-0804	8.81
	10	R1/4	PFM5CNP-1004	11.51


3608 MALE STUD BRANCH TEE, BSP TAPER				
	TUBE O.D. MM	THREAD SIZE INCH	PART No.	LIST \$/EACH
	4	R1/8	PFM12NP-0402	9.79
	6	R1/8	PFM12NP-0602	10.42
	6	R1/4	PFM12NP-0604	10.66
	8	R1/8	PFM12NP-0802	11.75
	8	R1/4	PFM12NP-0804	11.75
	10	R1/4	PFM12NP-1004	18.37
	12	R3/8	PFM12NP-1206	24.49

3616 EQUAL BULKHEAD CONNECTOR				
	TUBE O.D. MM	PART No.	LIST \$/EACH	
	4	PFM31NP-04	8.94	
	6	PFM31NP-06	9.79	
	8	PFM31NP-08	11.26	
	10	PFM31NP-10	-	
	12	PFM31NP-12	-	
	TUBE O.D. INCH	PART No.	LIST \$/EACH	
	1/4	PF31NP-04	-	
	3/8	PF31NP-06	-	
	1/2	PF31NP-08	-	

3606 EQUAL TUBE TO TUBE CONNECTOR			
	TUBE O.D. MM	PART No.	LIST \$/EACH
	4	PFM4NP-04	6.61
	6	PFM4NP-06	6.13
	8	PFM4NP-08	6.85
	10	PFM4NP-10	11.02
	12	PFM4NP-12	14.70
	TUBE O.D. INCH	PART No.	LIST \$/EACH
1/4	PF4NP-04	-	
3/8	PF4NP-06	-	
1/2	PF4NP-08	-	

3602 EQUAL ELBOW			
	TUBE O.D. MM	PART No.	LIST \$/EACH
	4	PFM11NP-04	5.70
	6	PFM11NP-06	6.74
	8	PFM11NP-08	7.72
	10	PFM11NP-10	11.95
	12	PFM11NP-12	15.42
TUBE O.D. INCH	PART No.	LIST \$/EACH	
1/4	PF11NP-04	-	
3/8	PF11NP-06	-	
1/2	PF11NP-08	-	

3604 EQUAL TEE			
	TUBE O.D. MM	PART No.	LIST \$/EACH
	4	PFM14NP-04	7.96
	6	PFM14NP-06	9.21
	8	PFM14NP-08	10.16
	10	PFM14NP-10	15.92
	12	PFM14NP-12	19.59
	TUBE O.D. INCH	PART No.	LIST \$/EACH
	1/4	PF14NP-04	-
	3/8	PF14NP-06	-
	1/2	PF14NP-08	-

3614 FEMALE STUD, BSP PARALLEL AND M5				
	TUBE O.D. INCH	THREAD SIZE INCH	PART No.	LIST \$/EACH
	4	G1/8	PFM10NP-0402	5.14
	4	G1/4	PFM10NP-0404	-
	6	G1/8	PFM10NP-0602	5.51
	6	G1/4	PFM10NP-0604	7.35
	8	G1/8	PFM10NP-0802	10.16
	8	G1/4	PFM10NP-0804	7.59
	10	G3/8	PFM10NP-1006	14.20
	12	G3/8	PFM10NP-1206	15.55
	12	G1/2	PFM10NP-1208	16.29

PRICES DO NOT INCLUDE GST  
E&O.E

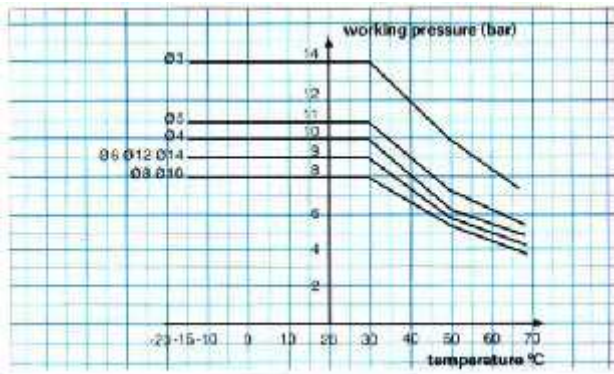
# LEGRIS CLOSE TOLERANCE FLEXIBLE POLYURETHANE TUBING



The high flexibility of Legris flexible polyurethane tubing allows compact cabling where a small bend radius is required. Legris flexible polyurethane tubing has a shore hardness 52°D and conforms to NFE 49.101 standard.

## PRESSURE AND TEMPERATURE RESISTANCE OF LEGRIS POLYURETHANE TUBING

In the graph below, each curve represents the acceptable maximum pressure at a given temperature, by diameter. Example: polyurethane tube, Ø4mm, at 20°C, working pressure = 10 bar.



To calculate burst pressure, the values in the above graph should be multiplied x 3.

Technical characteristics of Legris polyurethane tubing also depend on the type of connection used.

## 1025U FLEXIBLE POLYURETHANE TUBING

O.D. Tube mm	I.D. Tube mm	R Min. bend radius for tube at ambient temp. in mm	Flexible Polyurethane Tubing in 25m Rolls							Weight Kg for 25m	List \$/Each	
			Part No. Black (Prefix PE)	Part No. Green (Prefix PE)	Part No. Red (Prefix PE)	Part No. Blue (Prefix PE)	Part No. Yellow (Prefix PE)	Part No. Grey (Prefix PE)	Part No. White (Prefix PE)			
3	1.8	8	1025U030118								0.020	-
4	2.5	10	1025U0401	1025U0402	1025U0403	1025U0404	1025U0405	1025U0406	1025U0408	0.310	-	
5	3	13	1025U0501			1025U0504			1025U0508	0.522	-	
6	4	15	1025U0601	1025U0602	1025U0603	1025U0604	1025U0605	1025U0606	1025U0608	0.591	-	
8	5.5	20	1025U0801	1025U0802	1025U0803	1025U0804	1025U0805	1025U0806	1025U0808	0.971	-	
10	7	25	1025U1001	1025U1002		1025U1004	1025U1005	1025U1006	1025U1008	0.467	-	
12	8	35	1025U1201	1025U1202		1025U1204	1025U1205	1025U1206	1025U1208	2.406	-	
14	9.5	45	1025U140195			1025U140495				2.815	328.10	

## 1100U FLEXIBLE POLYURETHANE TUBING

O.D. Tube mm	I.D. Tube mm	R Min. bend radius for tube at ambient temp. in mm	Flexible Polyurethane Tubing in 100m Rolls						Weight Kg for 100m	List \$/Each
			Part No. Black (Prefix PE)	Part No. Green (Prefix PE)	Part No. Red (Prefix PE)	Part No. Blue (Prefix PE)	Part No. Yellow (Prefix PE)	Part No. Grey (Prefix PE)		
4	2.5	10	1100U0401	1100U0402	1100U0403	1100U0404	1100U0405	1100U0406	1.092	88.15
5	3	13	1100U0501			1100U0504			1.605	-
6	4	15	1100U0601	1100U0602	1100U0603	1100U0604	1100U0605	1100U0606	2.064	166.50
8	5.5	20	1100U0801	1100U0802	1100U0803	1100U0804	1100U0805	1100U0806	3.610	274.24
10	7	25	1100U1001			1100U1004			6.105	418.72
12	8	35	1100U1201			1100U1204			8.610	641.53
14	9.5	45	1100U140195			1100U140495			11.215	-

PRICES DO NOT INCLUDE GST  
E&O.E

# LEGRIS CLOSE TOLERANCE POLYURETHANE RECOIL TUBING

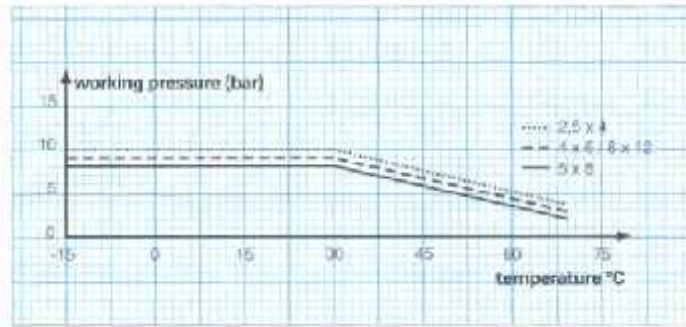


Legris polyurethane recoil tubing is perfectly suited for installations requiring flexibility within a reduced space, thanks to its small coil diameters. Straightened extremities and good resistance to shocks and abrasion enable safe and easy manipulation of pneumatic machinery. With a surface hardness of 52° shore D, it conforms to NFE 49.101 standard.

## PRESSURE AND TEMPERATURE RESISTANCE OF LEGRIS POLYURETHANE RECOIL TUBING

In the adjacent graph, each curve represents the acceptable maximum pressure at a given temperature, by diameter.

Example: polyurethane recoil tube, Ø4x6, at 20°C, maximum pressure = 9 bar



Technical characteristics of Legris polyurethane recoil tubing also depend on the type of connection used.

## 1470U POLYURETHANE RECOIL TUBING, 2M LONG, WITH BSPT THREAD CONNECTIONS

O.D. Tube mm	I.D. Tube mm	O.D. BSPT Thread	Polyurethane Recoil Tubing, 2m Long			Total Closed Length in mm	Length of Long Straight Section in mm	Length of Short Straight Section in mm	O.D. of Coil in mm	Weight Kg	List \$/Each
			Part No. Red	Part No. Blue	Part No. Yellow						
4	2.5	R1/8	PER1470U040310	PER1470U040410	PER1470U040510	595	300	100	24	0.060	22.03
6	4	R1/4	PER1470U060313	PER1470U060413	PER1470U060513	630	300	100	32	0.120	26.94
8	5	R1/4	PER1470U080313	PER1470U080413	PER1470U080513	780	500	100	42	0.160	36.73
12	8	R3/8	PER1470U120317	PER1470U120417	PER1470U120517	780	500	100	65	0.220	71.00

## 1471U POLYURETHANE RECOIL TUBING, 4M LONG, WITH BSPT THREAD CONNECTIONS

O.D. Tube mm	I.D. Tube mm	O.D. BSPT Thread	Polyurethane Recoil Tubing, 4m Long			Total Closed Length in mm	Length of Long Straight Section in mm	Length of Short Straight Section in mm	O.D. of Coil in mm	Weight Kg	List \$/Each
			Part No. Red	Part No. Blue	Part No. Yellow						
4	2.5	R1/8	PER1471U040310	PER1471U040410	PER1471U040510	785	300	100	24	0.100	31.59
6	4	R1/4	PER1471U060313	PER1471U060413	PER1471U060513	850	300	100	32	0.160	41.94
8	5	R1/4	PER1471U080313	PER1471U080413	PER1471U080513	1000	500	100	42	0.200	57.30
12	8	R3/8	PER1471U120317	PER1471U120417	PER1471U120517	990	500	100	65	0.260	118.76

## 1472U POLYURETHANE RECOIL TUBING, 6M LONG, WITH BSPT THREAD CONNECTIONS

O.D. Tube mm	I.D. Tube mm	O.D. BSPT Thread	Polyurethane Recoil Tubing, 6m Long			Total Closed Length in mm	Length of Long Straight Section in mm	Length of Short Straight Section in mm	O.D. of Coil in mm	Weight Kg	List \$/Each
			Part No. Red	Part No. Blue	Part No. Yellow						
8	5	R1/4	PER1472U080313	PER1472U080413	PER1472U080513	1230	500	100	42	0.280	77.96
12	8	R3/8	PER1472U120317	PER1472U120417	PER1472U120517	1190	500	100	65	0.310	167.73

PRICES DO NOT INCLUDE GST  
E&O.E

# LEGRIS CLOSE TOLERANCE FLEXIBLE POLYURETHANE TWIN TUBING



Legris flexible polyurethane twin tubing maintains the smooth surface of both tubes when separated and keeps the characteristics of their dimension.

Its use enables:

- Swift and easy assembly
- Compactness of circuitry
- Differentiation of circuits, via two colours









Technical characteristics of Legris flexible polyurethane twin tubing are the same as for Legris polyurethane tubing.

## 1420U FLEXIBLE POLYURETHANE TWIN TUBING, 25M ROLL

O.D. Tube mm	I.D. Tube mm	R Min. bend radius for tube at 20°C (in mm)	Part Numbers for Flexible Polyurethane Twin Tubing in 25m Rolls			Weight Kg for 25m	List \$/Each
			Part No. Black/Black	Part No. Blue/Blue	Part No. Black/Blue		
4	2.5	10	PET1420U0411	PET1420U0444	PET1420U0441	0.620	67.09
6	4	15	PET1420U0611	PET1420U0644	PET1420U0641	1.182	177.69
8	5.5	20	PET1420U0811	PET1420U0844	PET1420U0841	1.942	208.15











PRICES DO NOT INCLUDE GST  
E&O.E

# TEFEN NYLON FITTINGS

No. TEF3 Male Connector					No. TEF10 Female Connector				
	PART No.	TUBE	BSP	LIST \$/EACH		PART No.	TUBE	BSP	LIST \$/EACH
	TEF3-0302	3/16	1/8	5.90		TEF10-0302	3/16	1/8	7.00
	TEF3-0304	3/16	1/4	5.90		TEF10-0304	3/16	1/4	7.00
	TEF3-0402	1/4	1/8	6.34		TEF10-0402	1/4	1/8	7.66
	TEF3-0404	1/4	1/4	6.34		TEF10-0404	1/4	1/4	7.66
	TEF3-0502	5/16	1/8	7.00		TEF10-0502	5/16	1/8	8.27
	TEF3-0504	5/16	1/4	7.00		TEF10-0504	5/16	1/4	8.27
	TEF3-0604	3/8	1/4	8.78		TEF10-0506	5/16	3/8	10.25
	TEF3-0606	3/8	3/8	6.49		TEF10-0508	5/16	1/2	10.25
	TEF3-0806	1/2	3/8	10.45		TEF10-0602	3/8	1/8	10.25
TEF3-0808	1/2	1/2	10.45	TEF10-0604	3/8	1/4	10.25		
TEF10-0606	3/8	3/8	10.25	TEF10-0608	3/8	1/2	10.25		
TEF10-0806	1/2	3/8	12.80	TEF10-0806	1/2	3/8	12.80		
TEF10-0808	1/2	1/2	12.80						
No. TEF4 Union					No. TEF11 Union Elbow				
	PART No.	TUBE	LIST \$/EACH			PART No.	TUBE	LIST \$/EACH	
	TEF4-03	3/16	8.56			TEF11-03	3/16	8.71	
	TEF4-04	1/4	8.76			TEF11-04	1/4	9.81	
	TEF4-05	5/16	9.81			TEF11-05	5/16	10.43	
	TEF4-06	3/8	12.03			TEF11-06	3/8	13.53	
TEF4-08	1/2	14.81		TEF11-08	1/2	15.91			
No. TEF4R Reducing Union					No. TEF12 Male Branch Tee				
	PART No.	TUBE	TUBE	LIST \$/EACH		PART No.	TUBE	BSP	LIST \$/EACH
	TEF4R-0403	1/4	3/16	8.76		TEF12-0302	3/16	1/8	10.03
	TEF4R-0503	5/16	3/16	9.81		TEF12-0304	3/16	1/4	10.03
	TEF4R-0504	5/16	1/4	9.81		TEF12-0402	1/4	1/8	10.93
	TEF4R-0604	3/8	1/4	12.03		TEF12-0404	1/4	1/4	10.93
	TEF4R-0605	3/8	5/16	12.03		TEF12-0502	5/16	1/8	12.03
	TEF4R-0805	1/2	5/16	12.03		TEF12-0504	5/16	1/4	12.03
TEF4R-0806	1/2	3/8	12.03	TEF12-0604	3/8	1/4	14.81		
					TEF12-0606	3/8	3/8	14.81	
					TEF12-0806	1/2	3/8	17.86	
					TEF12-0808	1/2	1/2	17.86	
No. TEF5 Male Elbow					No. TEF13 Male Run Tee				
	PART No.	TUBE	BSP	LIST \$/EACH		PART No.	TUBE	BSP	LIST \$/EACH
	TEF5-0302	3/16	1/8	8.27		TEF13-0302	3/16	1/8	10.03
	TEF5-0304	3/16	1/4	8.27		TEF13-0304	3/16	1/4	10.03
	TEF5-0402	1/4	1/8	8.71		TEF13-0402	1/4	1/8	10.93
	TEF5-0404	1/4	1/4	8.71		TEF13-0404	1/4	1/4	10.93
	TEF5-0502	5/16	1/8	9.81		TEF13-0502	5/16	1/8	12.03
	TEF5-0504	5/16	1/4	9.81		TEF13-0504	5/16	1/4	12.03
	TEF5-0604	3/8	1/4	12.03		TEF13-0604	3/8	1/4	14.81
	TEF5-0606	3/8	3/8	12.03		TEF13-0606	3/8	3/8	14.81
TEF5-0806	1/2	3/8	14.81	TEF13-0806	1/2	3/8	17.86		
TEF5-0808	1/2	1/2	14.81	TEF13-0808	1/2	1/2	17.86		

PRICES DO NOT INCLUDE GST  
E&O.E



# TEFEN NYLON FITTINGS

<b>No. TEF14 Union Tee</b>				<b>No. TEF33 BSP Cap</b>						
	<b>PART No.</b>	<b>TUBE</b>	<b>LIST \$/EACH</b>		<b>PART No.</b>	<b>BSP</b>	<b>LIST \$/EACH</b>			
	TEF14-03	3/16	10.93		TEF33-02	1/8	2.66			
	TEF14-04	¼	12.03		TEF33-04	¼	2.66			
	TEF14-05	5/16	13.02		TEF33-06	3/8	3.28			
	TEF14-06	3/8	16.30		TEF33-08	½	3.50			
TEF14-08	½	20.68	TEF33-12	¾	4.40					
<b>No. TEF24 Reducing Bush</b>				<b>No. TEF50 Male Tee</b>						
	<b>PART No.</b>	<b>MALE BSP</b>	<b>FEMALE BSP</b>	<b>LIST \$/EACH</b>		<b>PART No.</b>	<b>BSP</b>	<b>LIST \$/EACH</b>		
	TEF24-0402	¼	1/8	3.50		TEF50-02	1/8	5.50		
	TEF24-0602	3/8	1/8	4.16		TEF50-04	¼	5.50		
	TEF24-0604	3/8	¼	3.08		TEF50-06	3/8	6.78		
	TEF24-0802	½	1/8	4.36		TEF50-08	½	9.66		
	TEF24-0804	½	¼	4.88	<b>No. TEF64 Hex Plug</b>					
	TEF24-0806	½	3/8	5.04		<b>PART No.</b>	<b>BSP</b>	<b>LIST \$/EACH</b>		
	TEF24-1204	¾	¼	8.71		TEF64-02	1/8	1.78		
TEF24-1206	¾	3/8	8.71	TEF64-04		¼	1.34			
TEF24-1208	¾	½	8.71	TEF64-06		3/8	2.55			
<b>No. TEF26 Hex Socket</b>				<b>No. TEF72 M x F Adaptor</b>						
	<b>PART No.</b>	<b>BSP</b>	<b>LIST \$/EACH</b>		<b>PART No.</b>	<b>FEMALE BSP</b>	<b>MALE BSP</b>	<b>LIST \$/EACH</b>		
	TEF26-02	1/8	3.50		TEF72-0202	1/8	1/8	3.50		
	TEF26-04	¼	2.77		TEF72-0402	¼	1/8	3.50		
	TEF26-06	3/8	4.40		TEF72-0404	¼	¼	3.72		
TEF26-08	½	6.53	TEF72-0602		3/8	1/8	4.16			
<b>No. TEF27 Hex Nipple</b>					<b>No. TEF73 Reducing Hex Nipple</b>					
	<b>PART No.</b>	<b>BSP</b>	<b>LIST \$/EACH</b>			<b>PART No.</b>	<b>BSP</b>	<b>BSP</b>	<b>LIST \$/EACH</b>	
	TEF27-02	1/8	2.88			TEF73-0402	¼	1/8	2.88	
	TEF27-04	¼	3.28			TEF73-0602	3/8	1/8	3.72	
	TEF27-06	3/8	3.50			TEF73-0604	3/8	¼	3.94	
TEF27-08	½	4.40	TEF73-0802			½	1/8	4.40		
<b>No. TEF29 Reducing Socket</b>						<b>No. TEF73 Reducing Hex Nipple</b>				
	<b>PART No.</b>	<b>BSP</b>	<b>BSP</b>			<b>LIST \$/EACH</b>	TEF73-0804	½	¼	4.40
	TEF29-0402	¼	1/8			3.94	TEF73-0806	½	3/8	4.40
	TEF29-0602	3/8	1/8	4.16						
	TEF29-0604	3/8	¼	4.40						
	TEF29-0804	½	¼	4.88						
TEF29-0806	½	3/8	6.53							

PRICES DO NOT INCLUDE GST  
E&O.E









# TEFEN NYLON FITTINGS

No. TEFP3M Male Tailpiece					No. TEFP6M Male Elbow				
PART No.	HOSE	BSP	LIST \$/EACH		PART No.	HOSE	BSP	LIST \$/EACH	
TEFP3M-0402	4MM	1/8	1.78		TEFP6M-0402	4MM	1/8	1.98	
TEFP3M-0404	4MM	1/4	1.78		TEFP6M-0404	4MM	1/4	2.22	
TEFP3M-0502	5MM	1/8	1.34		TEFP6M-0502	5MM	1/8	1.98	
TEFP3M-0504	5MM	1/4	1.78		TEFP6M-0504	5MM	1/4	2.22	
TEFP3M-0602	6MM	1/8	1.34		TEFP6M-0602	6MM	1/8	1.47	
TEFP3M-0604	6MM	1/4	1.47		TEFP6M-0604	6MM	1/4	1.65	
TEFP3M-0606	6MM	3/8	1.98		TEFP6M-0606	6MM	3/8	2.22	
TEFP3M-0608	6MM	1/2	1.98		TEFP6M-0608	6MM	1/2	2.22	
TEFP3M-0802	8MM	1/8	1.47		TEFP6M-0802	8MM	1/8	2.22	
TEFP3M-0804	8MM	1/4	2.22		TEFP6M-0804	8MM	1/4	1.80	
TEFP3M-0806	8MM	3/8	2.22		TEFP6M-0806	8MM	3/8	2.38	
TEFP3M-0808	8MM	1/2	2.38		TEFP6M-0808	8MM	1/2	2.66	
TEFP3M-1004	10MM	1/4	1.80		TEFP6M-1004	10MM	1/4	2.66	
TEFP3M-1006	10MM	3/8	2.38		TEFP6M-1006	10MM	3/8	2.66	
TEFP3M-1008	10MM	1/2	2.66		TEFP6M-1008	10MM	1/2	2.88	
TEFP3M-1012	10MM	3/4	2.66		TEFP6M-1012	10MM	3/4	2.11	
TEFP3M-1204	12MM	1/4	1.80		TEFP6M-1204	12MM	1/4	1.96	
TEFP3M-1206	12MM	3/8	1.80		TEFP6M-1206	12MM	3/8	1.96	
TEFP3M-1208	12MM	1/2	1.96		TEFP6M-1208	12MM	1/2	2.11	
TEFP3M-1212	12MM	3/4	2.66		TEFP6M-1212	12MM	3/4	2.88	
TEFP3M-1406	14MM	3/8	2.38	TEFP6M-1406	14MM	3/8	2.88		
TEFP3M-1408	14MM	1/2	2.66	TEFP6M-1408	14MM	1/2	3.10		
TEFP3M-1412	14MM	3/4	2.88	TEFP6M-1412	14MM	3/4	3.10		
TEFP3M-1608	16MM	1/2	2.88	TEFP6M-1608	16MM	1/2	3.50		
TEFP3M-1612	16MM	3/4	3.10	TEFP6M-1612	16MM	3/4	3.72		
TEFP3M-1908	19MM	1/2	3.10	TEFP6M-1908	19MM	1/2	3.72		
TEFP3M-1912	19MM	3/4	2.31	TEFP6M-1912	19MM	3/4	2.77		
No. TEFP5M Nut & Tail Assembly					No. TEFP7M Hose Joiner				
PART No.	HOSE	BSP	LIST \$/EACH		PART No.	HOSE	LIST \$/EACH		
TEFP5M-0402	4MM	1/8	4.55		TEFP7M-04	4MM	1.17		
TEFP5M-0404	4MM	1/4	4.55		TEFP7M-05	5MM	1.17		
TEFP5M-0502	5MM	1/8	4.82		TEFP7M-06	6MM	1.17		
TEFP5M-0504	5MM	1/4	4.82		TEFP7M-08	8MM	1.17		
TEFP5M-0506	5MM	3/8	5.87		TEFP7M-10	10MM	1.34		
TEFP5M-0604	6MM	1/4	4.82		TEFP7M-12	12MM	1.34		
TEFP5M-0606	6MM	3/8	5.87		TEFP7M-14	14MM	1.98		
TEFP5M-0608	6MM	1/2	6.14		TEFP7M-16	16MM	1.47		
TEFP5M-0804	8MM	1/4	4.82		TEFP7M-19	19MM	1.65		
TEFP5M-0806	8MM	3/8	5.87		No. TEFP7RM Reducing Hose Joiner				
TEFP5M-0808	8MM	1/2	6.14	PART No.	HOSE	HOSE	LIST \$/EACH		
TEFP5M-0812	8MM	3/4	6.89	TEFP7RM-0504	5MM	4MM	1.34		
TEFP5M-1006	10MM	3/8	5.87	TEFP7RM-0604	6MM	4MM	1.63		
TEFP5M-1008	10MM	1/2	6.14	TEFP7RM-0605	6MM	5MM	1.63		
TEFP5M-1012	10MM	3/4	6.89	TEFP7RM-0805	8MM	5MM	1.63		
TEFP5M-1208	12MM	1/2	4.58	TEFP7RM-0806	8MM	6MM	1.78		
TEFP5M-1212	12MM	3/4	7.44	TEFP7RM-1006	10MM	6MM	1.78		
TEFP5M-1408	14MM	1/2	6.14	TEFP7RM-1008	10MM	8MM	1.78		
TEFP5M-1412	14MM	3/4	7.44	TEFP7RM-1208	12MM	8MM	1.34		
TEFP5M-1612	16MM	3/4	7.44	TEFP7RM-1210	12MM	10MM	1.47		
TEFP5M-1912	19MM	3/4	7.44	TEFP7RM-1612	16MM	12MM	1.98		
				TEFP7RM-1614	16MM	14MM	1.98		
				TEFP7RM-1914	19MM	14MM	2.22		
				TEFP7RM-1916	19MM	16MM	2.22		

PRICES DO NOT INCLUDE GST  
E&O.E

# TEFEN NYLON FITTINGS

No. TEFP11M Barb Elbow				No. TEFP14N Barb Tee					
	PART No.	HOSE		LIST \$/EACH		PART No.	HOSE		LIST \$/EACH
	TEFP11M-04	4MM		1.17		TEFP14N-04	4MM		1.34
	TEFP11M-05	5MM		1.78		TEFP14N-05	5MM		1.47
	TEFP11M-06	6MM		1.98		TEFP14N-06	6MM		1.65
	TEFP11M-08	8MM		2.22		TEFP14N-08	8MM		1.80
	TEFP11M-10	10MM		1.80		TEFP14N-10	10MM		1.96
	TEFP11M-12	12MM		1.96		TEFP14N-12	12MM		2.11
	TEFP11M-16	16MM		3.10		TEFP14N-16	16MM		2.93
	TEFP11M-19	19MM		2.64		TEFP14N-19	19MM		2.93
No. TEFP11RM Reducing Barb Elbow				No. TEFP14RM Reducing Barb Tee					
	PART No.	HOSE	HOSE	LIST \$/EACH		PART No.	HOSE	HOSE	LIST \$/EACH
	TEFP11RM-0504	5MM	4MM	1.78		TEFP14RM-0504	5MM	4MM	2.05
	TEFP11RM-0605	6MM	5MM	1.78		TEFP14RM-0806	8MM	6MM	2.66
	TEFP11RM-0806	8MM	6MM	2.22		TEFP14RM-1210	12MM	10MM	2.88
	TEFP11RM-1008	10MM	8MM	2.38		TEFP14RM-1916	19MM	16MM	3.94
	TEFP11RM-1210	12MM	10MM	2.38	NYLON QUICK CONNECT COUPLINGS				
	TEFP11RM-1412	14MM	12MM	2.66	PART No.	FEMALE BSP	LIST \$/EACH		
	TEFP11RM-1614	16MM	14MM	2.88	81000	¼	30.45		
	TEFP11RM-1916	19MM	16MM	3.10	PART No.	MALE BSP	LIST \$/EACH		
No. TEFP12M Two Way Barb Tee				No. TEFP12M Two Way Barb Tee					
	PART No.	HOSE	BSP	LIST \$/EACH		PART No.	MALE BSP	LIST \$/EACH	
	TEFP12M-0602	6MM	1/8	1.98		81400	¼	5.50	
	TEFP12M-0604	6MM	¼	2.22		PART No.	FEMALE BSP	LIST \$/EACH	
	TEFP12M-0606	6MM	3/8	2.38		81500	¼	5.50	
	TEFP12M-0608	6MM	½	2.38	PART No.	HOSE	LIST \$/EACH		
	TEFP12M-0802	8MM	1/8	2.66	81605	5MM	5.50		
	TEFP12M-0804	8MM	¼	2.66	81606	6MM	5.50		
	TEFP12M-0806	8MM	3/8	2.88	81608	8MM	5.50		
	TEFP12M-0808	8MM	½	2.88	81610	10MM	5.50		
	TEFP12M-1004	10MM	¼	2.88	81612	12MM	5.50		
	TEFP12M-1006	10MM	3/8	2.88					
	TEFP12M-1008	10MM	½	3.10					
	TEFP12M-1012	10MM	¾	3.10					
	TEFP12M-1204	12MM	¼	2.88					
	TEFP12M-1206	12MM	3/8	2.88					
	TEFP12M-1208	12MM	½	3.10					
	TEFP12M-1212	12MM	¾	3.10					
	TEFP12M-1406	14MM	3/8	3.10					
	TEFP12M-1408	14MM	½	3.10					
	TEFP12M-1412	14MM	¾	3.50					
	TEFP12M-1608	16MM	½	3.94					
	TEFP12M-1612	16MM	¾	3.94					
	TEFP12M-1908	19MM	½	3.94					
	TEFP12M-1912	19MM	¾	3.94					

## TECHNICAL INFORMATION

### 1. COMPRESSION FITTINGS

Material: Acetal Copolymer Resin (mostly suitable for indoor applications).  
 Maximum working pressure: 14 Bar (200 psi).  
 Sealed by Buna N O-rings.  
 Standard colour: Black.

### 2. BARBED FITTINGS

Material: Nylon 66.  
 Standard colour: Blue.

### 3. SCREWED FITTINGS

Material: Nylon 66.  
 Standard colour: Blue.

### 4. QUICK CONNECT COUPLINGS


Material: Acetal Copolymer Resin.  
 Standard colour: Black.

PRICES DO NOT INCLUDE GST  
E&O.E


## NYLON FITTINGS

Nylon has a good resistance to a broad range of chemicals, which includes most agricultural chemicals. They should not be used, however, with acid-based fertilisers, bromine, chlorine, fluorine, hydrochloric acid, nitric acid, phosphoric acid, or sulphuric acid.

### ELBOWS: MALE TAPER PIPE THREADS & HOSE BARBS

	PART No.	THREAD SIZE	BARB SIZE	PACK QTY	LIST \$/EACH
	EL18316	1/8	3/16	10	1.76
	EL1814	1/8	1/4	10	1.76
	EL18516	1/8	5/16	10	1.76
	EL1838	1/8	3/8	10	1.76
	EL14316	1/4	3/16	10	1.76
	EL1414	1/4	1/4	10	1.76
	EL14516	1/4	5/16	10	1.76
	EL1438	1/4	3/8	10	1.79
	EL1412	1/4	1/2	10	1.79
	EL3814	3/8	1/4	10	2.07
	EL38516	3/8	5/16	10	2.07
	EL3838	3/8	3/8	10	2.07
	EL3812	3/8	1/2	10	2.24
	EL1214	1/2	1/4	10	2.24
	EL1238	1/2	3/8	10	2.24
	EL1212	1/2	1/2	10	2.24
	EL1234	1/2	3/4	10	2.39
	EL1210	1/2	1	10	3.23
	EL3414	3/4	1/4	10	2.07
	EL3438	3/4	3/8	10	2.51
	EL3412	3/4	1/2	10	2.51
	EL3458	3/4	5/8	10	2.70
	EL3434	3/4	3/4	10	2.73
	EL3410	3/4	1	10	2.87
	EL1012	1	1/2	10	2.87
	EL1034	1	3/4	10	2.87
	EL1010	1	1	10	3.01
	EL11434	1 1/4	3/4	5	4.63
EL1141	1 1/4	1	5	4.63	
EL114	1 1/4	1 1/4	5	6.30	
EL114112	1 1/4	1 1/2	5	8.46	
EL112	1 1/2	1 1/2	5	9.02	
EL200	2	2	5	9.87	

### ELBOWS: FEMALE TAPER PIPE THREADS & HOSE BARBS

	PART No.	THREAD SIZE	BARB SIZE	PACK QTY	LIST \$/EACH
	EL3812F	3/8	1/2	10	3.86
	EL3412F	3/4	1/2	10	5.43
	EL3434F	3/4	3/4	10	5.43


PRICES DO NOT INCLUDE GST  
E&O.E

## NYLON FITTINGS


### ELBOWS: HOSE BARBS

	PART No.	BARB SIZE	PACK QTY	LIST \$/EACH
	EL14HB	¼ x ¼	10	2.04
	EL38HB	3/8 x 3/8	10	2.04
	EL1214HB	½ x ¼	10	2.04
	EL1238HB	½ x 3/8	10	2.04
	EL1212HB	½ x ½	10	2.07
	EL5858HB	5/8 x 5/8	10	2.21
	EL3434HB	¾ x ¾	10	2.70
	EL1010HB	1 x 1	10	4.58
	EL114HB	1¼ x 1¼	5	12.02
	EL112HB	1½ x 1½	5	12.08
	EL200HB	2 x 2	5	19.47

### STREET ELBOWS: FEMALE TAPER PIPE THREAD BY MALE TAPER PIPE THREAD

	PART No.	THREAD SIZE	PACK QTY	LIST \$/EACH
	SE14	¼ x ¼	10	6.01
	SE12	½ x ½	10	6.12
	SE34	¾ x ¾	10	6.61
	SE100	1 x 1	10	9.41
	SE114	1¼ x 1¼	5	11.46
	SE112	1½ x 1½	5	12.55
	SE200	2 x 2	5	18.99

### ELBOWS: FEMALE TAPER PIPE THREAD

	PART No.	THREAD SIZE	PACK QTY	LIST \$/EACH
	LL12	½ x ½	10	5.73
	LL34	¾ x ¾	10	6.70
	LL100	1 x 1	10	9.42
	LL114	1¼ x 1¼	5	13.90
	LL112	1½ x 1½	5	15.28
LL200	2 x 2	5	33.29	

### INSERT TEES: THREE HOSE BARBS

	PART No.	BARB SIZE		PACK QTY	LIST \$/EACH
		1	2 & 3		
	T18	1/8	1/8	10	2.29
	T14	¼	¼	10	2.29
	T1438	1/8	3/8	10	2.41
	T38	3/8	3/8	10	2.41
	T3812	3/8	½	10	2.57
	T1238	½	3/8	10	2.57
	T12	½	½	10	2.73
	T58	5/8	5/8	10	2.73
	T3412	¾	½	10	4.15
	T34	¾	¾	10	4.15
	T100	1	1	10	4.32
	T114	1¼	1¼	5	8.46
	T112	1½	1½	5	8.46
	T200	2	2	5	21.34


PRICES DO NOT INCLUDE GST  
E&O.E

## NYLON FITTINGS

### TEES: MALE TAPER PIPE THREAD & HOSE BARBS

	PART No.	THREAD SIZE	BARB SIZE	PACK QTY	LIST \$/EACH
	T1814T	1/8	1/4	10	2.29
	T14T	1/4	1/4	10	2.41
	T1438T	1/4	3/8	10	2.57
	T1412T	1/4	1/2	10	2.57
	T3814T	3/8	1/4	10	2.57
	T38T	3/8	3/8	10	2.73
	T3812T	3/8	1/2	10	2.79
	T1238T	1/2	3/8	10	2.79
	T12T	1/2	1/2	10	2.79
	T34T	3/4	3/4	10	2.99
	T3410T	3/4	1	10	5.60


### TEES: FEMALE PIPE THREAD WITH 1/4" GAUGE PORT

	PART No.	THREAD SIZE	PACK QTY	LIST \$/EACH
	GTT1214	1/2 x 1/2 x 1/2	10	12.29
GTT3414	3/4 x 3/4 x 3/4	10	13.06	


### TEE MALE TAPER PIPE THREADS

PART No.	THREAD SIZE	PACK QTY	LIST \$/EACH
R1212	1/2 x 1/2 x 1/2	10	5.43


### FEMALE PIPE THREAD TEES

	PART No.	THREAD SIZE	PACK QTY	LIST \$/EACH
	TT12	1/2 x 1/2 x 1/2	10	9.41
	TT34	3/4 x 3/4 x 3/4	10	9.75
	TT100	1 x 1 x 1	10	14.25
	TT114	1 1/4 x 1 1/4 x 1 1/4	5	19.45
	TT112	1 1/2 x 1 1/2 x 1 1/2	5	20.93
TT200	2 x 2 x 2	5	24.52	

### HEX NUT ADAPTS TO C SERIES HOSE BARBS

	PART No.	THREAD SIZE	PACK QTY	LIST \$/EACH
	B3500	3/4 F	10	2.68
B1000	1 F	5	7.00	


### HOSE BARB FOR B1000 & B3500 NUTS (NOTE: C1000 FITS B1000 ONLY)

	PART No.	BARB SIZE	PACK QTY	LIST \$/EACH
	C1400	1/4	10	0.86
	C3800	3/8	10	0.86
	C1200	1/2	10	0.94
	C5800	5/8	10	0.94
	C3400	3/4	10	0.96
C1000	1	10	2.15	


PRICES DO NOT INCLUDE GST  
E&O.E

# NYLON FITTINGS


## MALE TAPER PIPE THREADS & HOSE BARBS

	PART No.	THREAD SIZE	BARB SIZE	PACK QTY	LIST \$/EACH
	A18316	1/8	3/16	10	0.96
	A1814	1/8	1/4	10	0.96
	A18516	1/8	5/16	10	0.96
	A1838	1/8	3/8	10	0.96
	A14316	1/4	3/16	10	0.96
	A1414	1/4	1/4	10	0.96
	A14516	1/4	5/16	10	0.96
	A1438	1/4	3/8	10	0.96
	A1412	1/4	1/2	10	1.16
	A3814	3/8	1/4	10	1.16
	A38516	3/8	5/16	10	1.16
	A3838	3/8	3/8	10	1.16
	A3812	3/8	1/2	10	1.28
	A12316	1/2	3/16	10	1.28
	A1214	1/2	1/4	10	1.58
	A1238	1/2	3/8	10	1.58
	A1212	1/2	1/2	10	1.71
	A1258	1/2	5/8	10	1.71
	A1234	1/2	3/4	10	1.71
	A12100	1/2	1	10	2.83
	A3414	3/4	1/4	10	1.88
	A3438	3/4	3/8	10	1.71
	A3412	3/4	1/2	10	1.88
	A3458	3/4	5/8	10	1.88
	A3434	3/4	3/4	10	1.88
	A3410	3/4	1	10	2.17
	A1034	1	3/4	10	2.49
	A1010	1	1	10	2.65
	A10114	1	1 1/4	5	3.86
	A11434	1 1/4	3/4	5	5.25
	A1141	1 1/4	1	5	4.35
	A114	1 1/4	1 1/4	5	5.25
	A114112	1 1/4	1 1/2	5	5.25
	A112114	1 1/2	1 1/4	5	5.60
A112	1 1/2	1 1/2	5	5.96	
A200	2	2	5	7.41	

## FEMALE TAPER PIPE THREAD WITH HOSE BARB

	PART No.	THREAD SIZE	BARB SIZE	PACK QTY	LIST \$/EACH
	AF14	1/4	1/4	10	3.40
	AF1438	1/4	3/8	10	5.76

## FEMALE TAPER PIPE THREAD AND SLIP-ON HOSE BARB

	PART No.	THREAD SIZE	BARB SIZE	PACK QTY	LIST \$/EACH
	Q1414	1/4	1/4	10	4.00
	Q1212	1/2	1/2	10	4.44
	Q3434	3/4	3/4	10	7.62


PRICES DO NOT INCLUDE GST  
E&O.E

# NYLON FITTINGS


## STANDARD HOSE MENDERS

	PART No.	BARB SIZE	BARB SIZE	PACK QTY	LIST \$/EACH
	SHM1800	1/8	1/8	10	1.13
	SHM14316	1/4	3/16	10	1.20
	SHM1400	1/4	1/4	10	1.20
	SHM3814	3/8	1/4	10	1.20
	SHM3800	3/8	3/8	10	1.22
	SHM1214	1/2	1/4	10	1.42
	SHM1238	1/2	3/8	10	1.74
	SHM1200	1/2	1/2	10	1.74
	SHM1258	1/2	5/8	10	2.02
	SHM5800	5/8	5/8	10	2.02
	SHM3400	3/4	3/4	10	2.65
	SHM1000	1	1	10	3.11
	SHM114	1 1/4	1 1/4	5	3.16
	SHM112	1 1/2	1 1/2	5	5.94
SHM200	2	2	5	10.88	

## HEX PLUGS WITH MALE TAPER PIPE THREADS

	PART No.	THREAD SIZE	PACK QTY	LIST \$/EACH
	F1800	1/8	10	0.81
	F1400	1/4	10	0.81
	F3800	3/8	10	0.86
	F1200	1/2	10	1.22
	F3400	3/4	10	1.36
	F1000	1	10	1.88
	F114	1 1/4	5	2.31
	F112	1 1/2	5	2.75
	F200	2	5	3.16


## REDUCER BUSHINGS

	PART No.	THREAD SIZE	THREAD SIZE	PACK QTY	LIST \$/EACH
	RB3818	3/8	1/8	10	1.71
	RB3814	3/8	1/4	10	1.71
	RB1214	1/2	1/4	10	1.71
	RB1238	1/2	3/8	10	1.71
	RB3418	3/4	1/8	10	1.71
	RB3414	3/4	1/4	10	1.71
	RB3438	3/4	3/8	10	1.71
	RB3412	3/4	1/2	10	1.71
	RB1012	1	1/2	10	2.07
	RB1034	1	3/4	10	2.07
	RB11434	1 1/4	3/4	5	3.16
	RB114100	1 1/4	1	5	3.42
	RB11234	1 1/2	3/4	5	3.58
	RB112100	1 1/2	1	5	4.00
	RB112114	1 1/2	1 1/4	5	4.15
	RB20034	2	3/4	5	16.38
	RB200100	2	1	5	9.75
	RB200114	2	1 1/4	5	9.75
	RB200112	2	1 1/2	5	9.75


PRICES DO NOT INCLUDE GST  
E&O.E

## NYLON FITTINGS


### COUPLERS FEMALE TAPER PIPE THREAD

	PART No.	THREAD SIZE	PACK QTY	LIST \$/EACH
	FC12	1/2 x 1/2	10	5.32
	FC34	3/4 x 3/4	10	6.69
	FC100	1 x 1	10	8.07
	FC114	1 1/4 x 1 1/4	5	12.13
	FC112	1 1/2 x 1 1/2	5	14.89
	FC200	2 x 2	5	23.07


### NIPPLES: MALE TAPER PIPE THREADS

	PART No.	THREAD SIZE	THREAD SIZE	PACK QTY	LIST \$/EACH
	M1800	1/8	1/8	10	1.29
	M1400	1/4	1/4	10	1.29
	M3800	3/8	3/8	10	1.58
	M1200	1/2	1/2	10	1.74
	M3400	3/4	3/4	10	1.88
	M1000	1	1	10	3.36
	M114	1 1/4	1 1/4	5	4.35
	M112	1 1/2	1 1/2	5	8.92
M200	2	2	5	10.71	


### REDUCING NIPPLES MALE TAPER PIPE THREAD

	PART No.	THREAD SIZE	PACK QTY	LIST \$/EACH
	M1418	1/4 x 1/8	10	1.29
	M3818	3/8 x 1/8	10	1.40
	M3814	3/8 x 1/4	10	1.40
	M1218	1/2 x 1/8	10	1.71
	M1214	1/2 x 1/4	10	1.71
	M1238	1/2 x 3/8	10	1.71
	M3438	3/4 x 3/8	10	1.85
	M3412	3/4 x 1/2	10	2.00

### NOZZLE BODY ELBOW – LOCK NUT INCLUDED

	PART No.	THREAD SIZE	BARB SIZE	PACK QTY	LIST \$/EACH
	NTL38	1 1/16	3/8	10	3.58
NTL12	1 1/16	1/2	10	3.58	

### NOZZLE BODY CROSS – LOCK NUT INCLUDED


	PART No.	THREAD SIZE	BARB SIZE	PACK QTY	LIST \$/EACH
	T38C	1 1/16	3/8	10	4.42
T12C	1 1/16	1/2	10	4.42	

PRICES DO NOT INCLUDE GST  
E&O.E




## NYLON FITTINGS


### NOZZLE BODY NIPPLE

	PART No.	THREAD SIZE	BARB SIZE	PACK QTY	LIST \$/EACH
	NB164	1 1/16	¼	10	1.56


### NOZZLE BODY NUT & CAP NUT

	PART No.	THREAD SIZE	PACK QTY	LIST \$/EACH
	8027NUT	1 1/16	5	1.16
	3942CAP	1 1/16	5	1.19

### NOZZLE BODY TEE – LOCK NUT INCLUDED


	PART No.	THREAD SIZE	BARB SIZE	PACK QTY	LIST \$/EACH
	NTT38	1 1/16	3/8	10	4.13
	NTT12	1 1/16	½	10	4.13

### STRAIGHT NOZZLE BODY WITH HOSE BARB – LOCK NUT INCLUDED

	PART No.	THREAD SIZE	BARB SIZE	PACK QTY	LIST \$/EACH
	3838D	1 1/16	3/8	10	2.99
	3812D	1 1/16	½	10	3.14

### BOOM CLAMP ASSEMBLY

Note: boom clamps will adapt to all nozzle body fittings and will clamp to either round or square tube booms.

	PART No.	BOOM CLAMP SIZE	PACK QTY	LIST \$/EACH
	B111	1" boom clamp	10	3.16
	B11114	1¼" boom clamp	5	3.45

### BALL CHECK VALVE ASSEMBLY

Use with nozzle fittings 10 psi shut off pressure.

PART No.	THREAD SIZE	PACK QTY	LIST \$/EACH
NBC10	1 1/16M x 1 1/16F	5	14.83


Nylon fittings – pressure rating 150 psi at ambient temperature.  
Maximum temperature at low pressure = 80°C.

PRICES DO NOT INCLUDE GST  
E&O.E


## NYGLASS SCREWED FITTINGS

Nyglass B.S.P.T. threaded fittings. Pressure rated to 230 psi.

### TEE

	PART No.	SIZE MM	PACK QTY	LIST \$/EACH
	AIPTFT15	15	10	2.29
	AIPTFT20	20	10	2.58
	AIPTFT25	25	10	3.19
	AIPTFT32	32	10	5.49
	AIPTFT40	40	10	6.08
	AIPTFT50	50	10	8.16
	AIPTFT80	80	1	83.71
	AIPTFT100	100	1	128.38

### FEMALE ELBOW

	PART No.	SIZE MM	PACK QTY	LIST \$/EACH
	AIPTFE15	15	10	2.07
	AIPTFE20	20	10	2.29
	AIPTFE25	25	10	2.53
	AIPTFE32	32	10	3.57
	AIPTFE40	40	10	4.24
	AIPTFE50	50	10	5.61
	AIPTFE80	80	1	56.93
	AIPTFE100	100	1	83.71


### MALE/FEMALE ELBOW

	PART No.	SIZE MM	PACK QTY	LIST \$/EACH
	AIPTMFE15	15	10	2.06
	AIPTMFE20	20	10	2.30
	AIPTMFE25	25	10	2.59
	AIPTMFE32	32	10	3.57
	AIPTMFE40	40	10	4.24
	AIPTMFE50	50	10	5.61

### HEX NIPPLE

	PART No.	SIZE MM	PACK QTY	LIST \$/EACH
	AIPHN15	15	10	0.85
	AIPHN20	20	10	1.10
	AIPHN25	25	10	1.12
	AIPHN32	32	10	1.57
	AIPHN40	40	10	1.97
	AIPHN50	50	10	2.66
	AIPHN80	80	10	20.00
	AIPHN100	100	5	28.93

### REDUCING HEX NIPPLE

	PART No.	SIZE MM	PACK QTY	LIST \$/EACH
	AIPRHN2015	20x15	10	1.10
	AIPRHN2515	25x15	10	1.21
	AIPRHN2520	25x20	10	1.21
	AIPRHN3220	32x20	10	1.51
	AIPRHN3225	32x25	10	1.51
	AIPRHN4020	40x20	10	1.97
	AIPRHN4025	40x25	10	1.97
	AIPRHN4032	40x32	10	1.97
	AIPRHN5020	50x20	10	2.70
	AIPRHN5025	50x25	10	2.66
	AIPRHN5032	50x32	10	2.66
	AIPRHN5040	50x40	10	2.66
	AIPRHN8040	80x40	10	18.98
	AIPRHN8050	80x50	10	17.98
	AIPRHN10050	100x50	5	24.36
	AIPRHN10080	100x80	5	24.36


PRICES DO NOT INCLUDE GST  
E&O.E

# NYGLASS SCREWED FITTINGS


## HEX SOCKET

	PART No.	SIZE MM	PACK QTY	LIST \$/EACH
	AIPHS15	15	10	1.97
	AIPHS20	20	10	2.37
	AIPHS25	25	10	3.04
	AIPHS32	32	10	3.63
	AIPHS40	40	10	4.24
	AIPHS50	50	10	7.58
	AIPHS80	80	1	46.10
	AIPHS100	100	1	61.20

## REDUCING HEX SOCKET

	PART No.	SIZE MM	PACK QTY	LIST \$/EACH
	AIPRHS2015	20x15	10	2.30
	AIPRHS2515	25x15	10	3.08
	AIPRHS2520	25x20	10	3.04
	AIPRHS3220	32x20	10	3.62
	AIPRHS3225	32x25	10	3.49
	AIPRHS4020	40x20	10	4.27
	AIPRHS4025	40x25	10	4.27
	AIPRHS4032	40x32	10	4.09
	AIPRHS5020	50x20	10	6.75
	AIPRHS5025	50x25	10	6.75
	AIPRHS5032	50x32	10	6.75
	AIPRHS5040	50x40	10	6.53
	AIPRHS8050	80x50	1	36.65
	AIPRHS10080	100x80	1	74.03


## REDUCING BUSH

	PART No.	SIZE MM	PACK QTY	LIST \$/EACH
	AIPRB2015	20x15	10	0.99
	AIPRB2515	25x15	10	1.40
	AIPRB2520	25x20	10	1.40
	AIPRB3220	32x20	10	1.97
	AIPRB3225	32x25	10	1.97
	AIPRB4020	40x20	10	1.97
	AIPRB4025	40x25	10	1.97
	AIPRB4032	40x32	10	1.97
	AIPRB5020	50x20	10	2.37
	AIPRB5025	50x25	10	2.37
	AIPRB5032	50x32	10	2.37
	AIPRB5040	50x40	10	2.37
	AIPRB8040	80x40	10	18.30
	AIPRB8050	80x50	10	18.30
AIPRB10050	100x50	10	26.45	
AIPRB10080	100x80	10	26.45	

## CAP

	PART No.	SIZE MM	PACK QTY	LIST \$/EACH
	AIPHC15	15	10	0.92
	AIPHC20	20	10	1.01
	AIPHC25	25	10	1.31
	AIPHC32	32	10	1.97
	AIPHC40	40	10	2.18
	AIPHC50	50	10	2.73
	AIPHC80	80	10	22.46
	AIPHC100	100	10	32.34

## PIPE UNIONS

	PART No.	SIZE INCH	SIZE MM	LIST \$/EACH
	APU20	¾	20	24.72
	APU25	1	25	25.80
	APU32	1¼	32	30.32
	APU40	1½	40	32.96
	APU50	2	50	39.98

PRICES DO NOT INCLUDE GST  
E&O.E

## NYGLASS SCREWED FITTINGS

### TANK INLET

	PART No.	SIZE MM	PACK QTY	LIST \$/EACH
	AIPTTI15	15	10	6.53
	AIPTTI20	20	10	6.53
	AIPTTI25	25	10	6.53
	AIPTTI32	32	10	11.67
	AIPTTI40	40	10	15.90
	AIPTTI50	50	10	20.63

### TANK FITTING

Available in black or white (for white please add the letter 'W' to the part no.).

	PART No.	SIZE MM	PACK QTY	LIST \$/EACH
	AIPTF15	15	10	5.19
	AIPTF20	20	10	6.53
	AIPTF25	25	10	7.56
	AIPTF32	32	10	11.21
	AIPTF40	40	10	14.22
	AIPTF50	50	10	17.59

### HEX PLUG

	PART No.	SIZE MM	PACK QTY	LIST \$/EACH
	AIPHP15	15	10	0.75
	AIPHP20	20	10	0.76
	AIPHP25	25	10	0.85
	AIPHP32	32	10	1.21
	AIPHP40	40	10	1.43
	AIPHP50	50	10	1.89
	AIPHP80	80	10	17.05
	AIPHP100	100	10	31.25

### HOSE TAIL

	PART No.	SIZE MM	PACK QTY	LIST \$/EACH
	AIPHT15	15	10	1.97
	AIPHT20	20	10	2.29
	AIPHT25	25	10	3.04
	AIPHT32	32	10	3.96
	AIPHT40	40	10	4.85
	AIPHT50	50	10	5.61

### BACKNUT

	PART No.	SIZE MM	PACK QTY	LIST \$/EACH
	AIPBN15	15	10	2.14
	AIPBN20	20	10	2.55
	AIPBN25	25	10	2.88
	AIPBN32	32	10	3.53
	AIPBN40	40	10	4.02
	AIPBN50	50	10	4.78

PRICES DO NOT INCLUDE GST  
E&O.E


## AKWA POLYPROPYLENE HOSE FITTINGS – PN16

An economical, quick, easy and convenient method of coupling pressure, suction and layflat hoses without the need for hose clamps. This method also provides a better leak-proof connection between hose and fitting.


### MALE ADAPTOR – FOR PVC PRESSURE AND SUCTION HOSE

	PART No.	SIZE MM	SIZE INCH	PACK QTY	LIST \$/EACH
	AKWARNHT20	20	¾	10	3.20
	AKWARNHT25	25	1	10	3.80
	AKWARNHT32	32	1¼	10	7.23
	AKWARNHT40	40	1½	10	9.83
	AKWARNHT50	50	2	10	12.87


### MALE ADAPTOR – FOR PVC LAYFLAT HOSE

	PART No.	SIZE MM	SIZE INCH	PACK QTY	LIST \$/EACH
	AKWALFHMA40	40	1½	10	7.82
	AKWALFHMA50	50	2	10	13.43
	AKWALFHMA80	80	3	10	42.33
	AKWALFHMA100	100	4	10	61.20


### FEMALE ADAPTOR – FOR PVC LAYFLAT HOSE

	PART No.	SIZE MM	SIZE INCH	PACK QTY	LIST \$/EACH
	AKWALFHFA40	40	1½	10	11.90
	AKWALFHFA50	50	2	10	17.00
	AKWALFHFA80	80	3	10	59.50
	AKWALFHFA100	100	4	10	85.00


### JOINER – FOR PVC LAYFLAT HOSE

	PART No.	SIZE MM	SIZE INCH	PACK QTY	LIST \$/EACH
	AKWALFHJ40	40	1½	10	13.00
	AKWALFHJ50	50	2	10	21.93
	AKWALFHJ80	80	3	10	71.90
	AKWALFHJ100	100	4	10	94.86


### TEE – FOR PVC LAYFLAT HOSE

	PART No.	SIZE MM	SIZE INCH	PACK QTY	LIST \$/EACH
	AKWALFHT40	40x40x40	1½x1½x1½	10	21.42
	AKWALFHT50	50x50x50	2x2x2	10	38.25
	AKWALFHT80	80x80x80	3x3x3	10	112.20
	AKWALFHT100	100x100x100	4x4x4	10	163.20

### MALE TEE – FOR PVC LAYFLAT HOSE

	PART No.	SIZE MM	SIZE INCH	PACK QTY	LIST \$/EACH
	AKWALFHMT40	40x40x40	1½x1½x1½	10	17.85
	AKWALFHMT50	50x50x50	2x2x2	10	32.13
	AKWALFHMT80	80x80x80	3x3x3	10	98.26
	AKWALFHMT100	100x100x100	4x4x4	10	124.10

### PLUG – FOR PVC LAYFLAT HOSE

	PART No.	SIZE MM	SIZE INCH	PACK QTY	LIST \$/EACH
	AKWALFHP40	40	1½	10	8.92
	AKWALFHP50	50	2	10	14.79
	AKWALFHP80	80	3	10	53.55
	AKWALFHP100	100	4	10	65.45

PRICES DO NOT INCLUDE GST  
E&O.E

## POLYPROPYLENE THREADED RISERS "PIPE PIECES" BSP THREAD

When ordering – example: PSPP25300 = 25mm thread x 300mm long

Length mm	15mm (1/2") Male/Male	20mm (3/4") Male/Male	25mm (1") Male/Male	32mm (1¼") Male/Male	40mm (1½") Male/Male	50mm (2") Male/Male	15mm Male 10mm Female	20mm Male 15mm Female	25mm Male 20mm Female
	100	1.36	2.16	3.14					
150	1.49	2.31	3.41	6.24	6.01	8.36	2.50	3.00	3.41
200	2.02	2.63	3.73	7.29	7.02	9.78	2.66	3.41	3.99
250	2.32	3.14	4.11						
300	2.67	3.33	4.52	9.68	9.33	14.00	3.00	3.92	4.92
350	3.14	3.53	4.71						
400	3.45	3.92	4.91						
450	3.60	4.31	6.25	10.74	10.31	16.35	3.66	4.68	5.36
600	4.51	5.57	7.71	12.43	11.99	19.00	4.58	6.45	7.91
750	5.75	7.05	10.19	19.13	18.03	27.83	5.17	7.83	9.50
900	8.11	9.87	13.66	22.35	21.02	32.86	5.83	8.99	10.91
1200	11.37	13.01	17.45	28.80	27.01	42.96	8.07	11.15	14.00
1500	13.67	17.08	21.68				13.67	17.08	21.75
1800	16.68	19.82	25.50				15.74	19.82	25.50
2100	17.82	22.66	29.15				17.82	22.66	28.16
2400	19.92	25.50	33.32				19.92	25.50	33.32
3000				57.15	55.48	90.15			
6000				107.51	102.63				

127



PRICES DO NOT INCLUDE GST  
E&O.E

## GALVANISED MALLEABLE IRON PIPE FITTINGS

DESCRIPTION	FIG No.	PART No.	SIZES												
			6 1/8"	8 1/4"	10 3/8"	15 1/2"	20 3/4"	25 1"	32 1 1/4"	40 1 1/2"	50 2"	65 2 1/2"	80 3"	100 4"	150 6"
BACKNUTS	910	GMBN			1.20	1.23	1.23	1.65	2.16	2.74	4.16	9.00	13.98	26.71	
BENDS 90° M & F	742	GM90BMF		3.33	3.33	3.33	4.58	6.67	10.84	15.00	22.94	50.07	72.18	149.47	531.94
BENDS 90° F & F	722	GM90BFF		3.33	3.33	3.33	4.98	7.49	11.68	16.67	25.85	58.63	76.68	160.24	
BUSHES, REDUCING	920	GMHB		1.40	1.40	1.40	1.61	2.41	3.74	4.98	6.67	11.26	16.21	30.66	85.70
CAPS	502	GMC		1.57	1.57	1.57	1.91	2.74	3.89	4.98	6.67	14.41	20.28	33.37	106.37
CROSSES	302	GMX			5.23	5.41	7.49	10.01	14.59	19.59	27.10	55.92	78.05	138.69	
ELBOWS 45° F & F	102	GM45EFF				2.28	2.92	6.34	11.80	13.15	18.13	36.12	55.13	98.08	
ELBOWS 45° M & F	132	GM45EMF				5.06	6.22	8.49	14.33	16.10	27.75				
ELBOWS 90° F & F	102	GM90EFF		1.85	1.85	1.65	2.49	3.74	5.83	7.49	11.25	23.00	32.46	63.14	234.32
ELBOWS 90° M & F	132	GM90EMF		2.16	2.16	1.91	2.74	4.08	7.08	9.17	12.91	29.32	46.00	76.24	
ELBOW RED F & F	112	GMERFF				2.44	2.74	4.11	6.67	8.75	12.51				
FLANGE DRD 'D'	901	GMRFD				5.29	7.49	8.37	11.90	14.12	16.78	30.03	38.61	59.30	107.64
HEX NIPPLES	940	GMHN	1.49	1.49	1.49	1.49	2.07	2.83	4.16	5.83	8.55	14.41	24.81	39.24	145.43
NIPPLES, REDUCING	941	GMHNR	1.36	1.91	1.91	1.91	2.49	3.58	6.00	7.49	11.25	22.11	36.53	67.66	
PLUG	930	GMP		1.23	1.23	1.11	1.40	1.91	2.83	3.58	5.23	10.36	15.32	26.61	79.39
SOCKETS	402	GMSFF		1.57	1.57	1.43	1.98	3.16	4.16	5.16	8.00	15.32	22.54	36.53	112.77
SOCKETS, REDUCING	412	GMSR		2.04	1.73	1.73	2.22	3.29	4.37	5.41	8.33	16.21	25.72	45.10	
TEES	202	GMET		2.57	2.57	2.41	3.40	5.41	7.91	10.01	15.00	35.64	46.90	84.80	274.71
TEES, REDUCING	212	GMTR				3.74	3.89	6.00	9.17	11.68	16.65	37.88	51.88	101.50	
UNION, FL/St F & F	620	GMSUFL		5.83	5.83	5.41	6.74	8.33	12.51	16.67	23.79	45.10	64.04	121.79	
UNION, BR/St F & F	640	GMCUBR		9.68	9.68	9.68	12.36	15.68	19.37	25.84	39.84	76.57	129.11	242.40	
COMPRESSION COUPLING – LONG	700	GMCC				52.78	52.78	82.52	87.55	108.42	121.89				

128

**NOMINAL RANGE - REDUCING FITTINGS**

BUSHES: 8x6, 10x6-8, 15x8-10, 20x8-10-15, 25x8-10-15-20, 32x15-20-25, 40x15-20-25-32, 50x15-20-32-40, 65x15-25-32-40-50, 80x15-25-32-40-50-65, 100x40-50-65-80, 150x80-100

SOCKETS: 8x6, 10x8, 15x8-10, 20x8-10-15, 25x10-15-20, 32x15-20-25, 40x15-20-25-32, 50x15-20-25-32-40, 65x40-50, 80x40-50-65, 100x50-65-80

HEX NIPPLES: 8x6, 10x8, 15x8-10, 20x10-15, 25x15-20, 32x15-20-25, 40x15-20-25-32, 50x20-25-32-40, 65x50, 80x50-65, 100x50-65-80

TEES: 15x10, 20x10-15, 25x10-15-20, 32x15-20-25, 40x15-20-25-32, 50x15-20-25-32-40, 65x40-50, 80x15-25-32-40-50-65, 100x50-65-80

ELBOWS 90° F & F: 15x10, 20x10-15, 25x10-15-20, 32x15-20-25, 40x15-20-25-32, 50x25-32-40

When ordering - example GMBN 40 = 1 1/2" backnut

PRICES DO NOT INCLUDE GST  
E&O.E

## GALVANISED MALLEABLE IRON PIPE FITTINGS

Backnuts  
Fig. 910



Bends 90° M & F  
Fig. 742



Bends 90° F & F  
Fig. 722



Bushes, reducing  
Fig. 920



Caps  
Fig. 502



Crosses  
Fig. 302



Elbows 45° & 90° F & F  
Fig. 102



Elbows 45° & 90° M & F  
Fig. 132



Elbow red F & F  
Fig. 112



Flange undrill  
Fig. 900



Flange DRD 'D'  
Fig. 901



Hex, nipples  
Fig. 940



Nipples, reducing  
Fig. 941



Plug  
Fig. 930



129

Sockets  
Fig. 402



Sockets, reducing  
Fig. 412



Tees  
Fig. 202



Tees, reducing  
Fig. 212



Union, FL/St F & F  
Fig. 620



Union, BR/St F & F  
Fig. 640



Compression  
Coupling – Long Type  
Fig. 700





## GALVANISED STEEL PIPE PIECES

PIPE LENGTH MM	15 ½"	20 ¾"	25 1"	32 1 ¼"	40 1 ½"	50 2"	65 2 ½"	80 3"	100 4"	125 5"	150 6"
100	3.88	4.40	5.01	5.81	6.71	8.53	31.35	37.62	53.79	POA	POA
150	3.88	4.40	5.01	6.36	7.18	9.30	31.96	39.19	55.42	POA	POA
200	4.40	4.73	5.42	6.80	8.09	10.23	31.96	39.19	55.42	POA	POA
250	4.95	5.04	6.27	7.84	9.30	11.91	34.30	42.41	59.90	POA	POA
300	5.59	5.97	6.93	8.69	10.56	13.56	36.08	45.32	64.27	POA	POA
350	6.19	6.41	7.84	9.85	11.66	15.10	38.89	48.51	68.78	POA	POA
400	6.71	7.07	8.53	10.89	12.96	16.81	40.95	48.65	71.72	POA	POA
450	7.35	7.70	9.66	11.91	14.33	18.46	44.06	48.79	73.18	POA	POA
500	7.92	8.31	10.18	12.87	15.57	20.13	46.56	54.89	78.13	POA	POA
550	8.45	9.00	11.83	13.97	16.61	21.67	48.95	56.49	79.73	POA	POA
600	9.16	9.77	12.76	14.85	17.82	23.43	51.46	57.95	80.74	POA	POA
750	11.72	13.29	15.87	23.19	27.78	36.50	73.57	82.34	118.47	POA	POA
900	13.18	13.95	17.00	26.93	32.48	42.93	82.67	94.55	135.69	POA	POA
1000	17.93	18.79	23.49	29.59	35.45	46.81	88.80	100.65	143.33	POA	POA
1100	19.50	20.33	25.47	32.18	38.59	51.24	94.99	118.39	170.15	POA	POA
1200	21.07	21.87	27.59	34.76	41.72	55.64	101.09	126.39	181.75	POA	POA
1300	22.83	23.68	29.87	37.54	45.05	60.09	107.34	133.60	219.65	POA	POA
1400	24.59	25.50	32.18	40.54	48.65	64.90	108.57	139.18	201.11	POA	POA
1500	24.69	25.55	32.23	41.20	49.06	65.34	114.79	143.39	206.47	POA	POA
2000	31.96	33.11	42.11	53.44	64.05	85.67	144.06	180.98	260.20	POA	POA

130

When ordering – example: GSPP 20100 = 20mm NB x 100mm long



Stainless steel pipe pieces available POA

PRICES DO NOT INCLUDE GST  
E&O.E

## GALVANISED STEEL FITTINGS

DESCRIPTION	PART No.	8 ¼"	10 3/8"	15 ½"	20 ¾"	25 1"	32 1 ¼"	40 1 ½"	50 2"	65 2 ½"	80 3"	100 4"
Elbows 90° F & F	GS90EFF	10.19	11.02	13.82	18.43	25.27	46.16	54.86	87.38	216.33	261.71	453.64
Elbows 90° M & F	GS90EMF	14.30	18.15	21.64	27.37	44.48	71.92	86.65	154.79			455.02
Bends M & M 45°	GS45BMM				10.47	18.50		32.25	45.80		127.69	229.37
Bends M & M 90°	GS90BMM	6.56	7.81	9.33	12.42	21.78	30.57	37.96	58.49	120.54	163.50	293.82
Bushes	GSHB	2.24	2.79	4.49	5.98	9.35	25.06	28.23	40.44	73.48	149.91	218.14
Caps	GSC			7.14	8.37	13.57	25.69	30.35	43.71		129.23	
Sockets	GSS	2.10	2.10	2.38	3.21	4.18	6.28	7.73	11.59	19.40	25.69	45.78
Sockets Reducing	GSR	3.98	6.71	8.70	10.32	15.80	27.98	38.39	54.37	140.70	204.64	348.39
Barrel Nipples	GSBV			2.62	3.37	4.30	6.36	8.04	11.41	25.19	33.84	
Hex Nipples	GSHN	2.62	3.44	5.85	8.14	13.00	30.43	35.56	48.85	105.31	175.45	324.85
Hex Reducing Nipples	GSHNR	2.93	3.87	6.58	9.15	14.61	34.17	39.93	54.86	118.25	205.90	342.65
Tees	GSET	13.28	14.80	21.21	24.64	36.16	74.12	81.51	126.02	322.29	349.79	511.69
Tees Reducing	GSTR					54.41	111.14	122.41	234.29		584.30	
Plugs	GSP	2.17	2.52	4.09	6.29	8.78	18.88	22.36	31.22	70.49	107.13	193.39

When ordering – example: GS90EFF = gal steel elbow 90° F/F 1½"

PRICES DO NOT INCLUDE GST  
E&O.E

## BLACK STEEL PIPE FITTINGS

DESCRIPTION	PART No.	8 ¼"	10 3/8"	15 ½"	20 ¾"	25 1"	32 1 ¼"	40 1 ½"	50 2"	65 2 ½"	80 3"	100 4"	125 5"	150 6"
Barrel Nipples	BSBNIP	1.67	1.67	1.67	2.72	2.93	5.24	6.49	7.34	15.50	20.93			
Bends M & M 90°	BS90BMM	5.59	5.59	6.71	8.90	15.22	21.89	27.37	41.87	73.51	116.41	200.44		
Bends 90°, Bev Ends	BS90BBE			6.71	9.22	13.82	19.26	24.08	34.12	59.87	94.84	170.42		913.30
Sockets – Red	BSSR		5.36	6.95	8.16	12.63	22.39	30.68	43.51	112.44	163.77	278.68		
Half Sockets	BSHS		1.76	1.53	2.19	3.08	4.38	5.40	8.24	8.76	18.24			
Tees	BST	10.19	11.23	16.05	16.79	27.78	57.35	62.52	97.44	248.12	269.30	432.16		
Tees – Red	BSTR					41.60		89.89	146.15					
Plugs	BSP	1.71	2.04	3.23	4.97	6.68	14.98	17.84	24.74	56.50	86.44	153.73		
Nipples Hex	BSNH	2.10	2.76	4.55	6.46	10.35	24.29	28.42	38.57	83.18	133.10	258.24		
Nipples Red Hex	BSNRH	2.33	3.09	5.15	7.32	11.69	25.05	38.53	43.63	86.76	164.73			
Sockets	BSS	1.80	1.67	1.96	2.51	3.49	5.03	7.73	9.06	15.60	20.52	34.72		147.48
Bushes	BSB	1.67	2.30	3.56	4.71	7.54	20.11	32.66	59.05	119.98	173.57			
Caps	BSC	4.04	4.33	5.57	6.26	10.57	20.02	22.76	34.10	58.66	100.08	234.70		
Elbows 90° FF	BSE90FF	8.47	9.30	11.51	15.51	21.04	37.82	45.55	66.50	180.49	219.40	337.78		
Elbows 90° MF	BSE90MF	9.83	12.68	15.05	19.13	31.01	51.73	62.37	108.90	201.06	242.40			
Unions F-F/SS	BSUFFSS	12.21	13.02	13.54	17.82	22.40	26.98	50.35	63.51	244.12	298.67			
Unions F-F/SB	BSUFFSB	17.82	17.82	17.82	23.83	29.00	42.76	52.93	81.44	270.07	338.49			
Union F-F/BB	BSUF-FBB	22.30	22.30	22.90	29.30	37.16	56.80	63.12	105.97	283.61	352.23			
Union M-F/SS	BSUM-FSS	17.11	17.11	18.43	23.42	35.22	57.31	76.35	99.25					
Union M-F/SB	BSUM-FSB	23.21	23.21	24.84	29.72	43.47	71.76	92.84	117.68					
Union M-F/BB	BSUM-FBB	26.36	26.36	26.77	33.90	45.30	76.45	95.18	122.67					
<b>FORGED FLANGES TO SPEC AS 2129 – DRILLED</b>														
Table-E Slip On	BSFTESO			23.54	23.54	23.54	27.13	27.13	27.72	37.17	37.17	55.15		110.90
Table-E Screwed	BSFTES			31.47	31.47	31.47	35.64	35.64	37.02	49.61	49.61	73.58		
Table-H Slip On	BSFTHSO			34.58	34.58	34.58	43.31	43.31	57.40	96.81	96.81	127.39		297.33
Table-H Screwed	BSFTHS			46.00	46.00	46.00	57.71	57.71	76.44	129.05	129.05	170.00		

When ordering – example: BSUF-FBB 25 = 1" union F-FBB

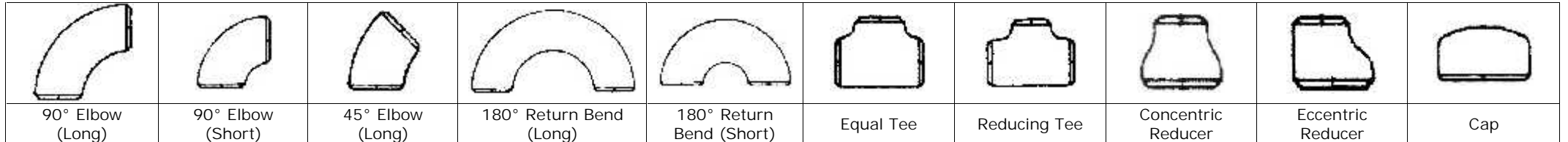
PRICES DO NOT INCLUDE GST  
E&O.E

# BUTTWELD FITTINGS

## CARBON STEEL

PART No.	REDUCING TEES		CONCENTRIC REDUCERS		ECCENTRIC REDUCERS		PART No.	REDUCING TEES		CONCENTRIC REDUCERS		ECCENTRIC REDUCERS	
	STD.WT	EX.STG	STD.WT	EX.STG	STD.WT	EX.STG		STD.WT	EX.STG	STD.WT	EX.STG	STD.WT	EX.STG
SIZE MM	BWRTEESD	BWRTEEXS	BWCONSD	BWCONXS	BWECCSD	BWECCXS	SIZE MM	BWRTEESD	BWRTEEXS	BWCONSD	BWCONXS	BWECCSD	BWECCXS
	\$	\$	\$	\$	\$	\$		\$	\$	\$	\$	\$	\$
25 x 15			5.17				150 x 50			151.58			
25 x 20			4.95	5.83			150 x 65			100.98			
32 x 20			5.61	9.68			150 x 80	174.85		66.33	83.03	118.47	
32 x 25			5.50	7.37			150 x 100	179.41	262.33	52.03	67.98	67.43	98.23
40 x 15			10.78				150 x 125			48.29	63.58	68.62	
40 x 20			9.02				200 x 100	583.00		79.15	123.53	168.19	
40 x 25			6.27	7.48	7.10		200 x 125			80.87		128.48	
40 x 32			6.16	7.81	8.75		200 x 150	371.58		73.04	112.53	107.61	157.19
50 x 20			18.98				250 x 100	736.67		215.05			
50 x 25	23.10		11.17	14.63	21.12	33.33	250 x 150	846.78		129.64		254.98	
50 x 32			8.14		12.98		250 x 200	893.53		119.90		164.95	
50 x 40	31.24		8.80	11.22	11.44	15.40	300 x 150			228.09		428.49	
65 x 25			24.97				300 x 200	716.54		186.45	271.15	366.70	
65 x 32			20.46				300 x 250	869.55		189.97		286.83	296.00
65 x 40			13.70		22.22		350 x 200			475.20			
65 x 50			13.92	16.70	14.74		350 x 250	2465.00		381.70		537.68	
80 x 25			37.62				350 x 300			399.96		505.23	
80 x 32			22.11				400 x 250	3575.00		592.31			
80 x 40	57.86		20.08	21.84	30.36	47.14	400 x 300	3619.00		501.71		748.99	
80 x 50	61.77	76.45	17.11	21.56	25.30	28.60	400 x 350			494.14		560.56	
80 x 65			16.28	19.97	21.12		450 x 300			1357.18		1861.97	
100 x 40			42.46				450 x 350					1130.80	
100 x 50	97.13	129.20	25.52	37.73	43.67		450 x 400			1128.38		1233.98	
100 x 65	117.70		25.85	33.90	35.70								
100 x 80	101.09	108.90	22.44	31.90	34.43								
125 x 80			38.50										
125 x 100			38.06		53.68								

133



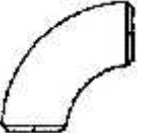


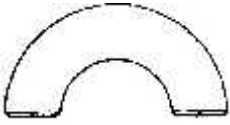
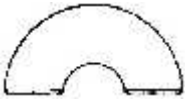
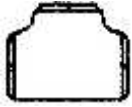




PRICES DO NOT INCLUDE GST  
E&O.E

# BUTTWELD FITTINGS

## CARBON STEEL

	45° L/R ELBOWS		90° L/R ELBOWS		90° S/R ELBOWS		180° L/R RETURNS		CAPS		EQUAL TEES	
	STD.WT	EX.STG	STD.WT	EX.STG	STD.WT	EX.STG	STD.WT		STD.WT	EX.STG	STD.WT	EX.STG
PART No.	BWELR45SD	BWELR45XS	BWELR90SD	BWELR90XS	BWESR90SD	BWESR90XS	BWLRRETSD	PART No.	BWCAPSD	BWCAPXS	BWETEESD	BWETEEXS
SIZE MM	\$	\$	\$	\$	\$	\$	\$	SIZE MM	\$	\$	\$	\$
15			5.23	9.13				15			18.70	21.87
20	5.17		6.16	9.41				20	27.56		14.61	23.43
25	4.51	10.51	5.94	9.13	12.82		12.71	25	10.56		17.11	21.45
32	5.61		6.77	10.40	16.61		13.70	32	11.28		20.30	
40	6.77	12.38	7.98	12.98	14.94		19.75	40	10.00		24.64	28.93
50	9.17	14.30	11.22	16.78	16.12	26.62	26.29	50	11.11	16.61	22.72	35.31
65	15.51		19.31	31.41	21.89			65	13.81		45.21	
80	18.54	27.83	25.69	37.71	37.57	59.07		80	20.13	27.50	51.92	72.98
100	29.57	50.82	40.87	67.87	49.56	101.75		100	31.52	37.84	85.36	128.65
125	68.64		95.65	125.79	155.21			125	47.96		132.72	
150	76.23	137.50	103.73	177.00	131.34	226.88		150	50.05	66.00	189.37	290.79
200	145.64	289.39	208.62	382.25	243.87	405.02		200	74.03	100.00	345.40	477.90
250	269.67	424.10	387.70	646.53	505.56			250	131.67		588.50	
300	407.28	592.40	555.72	776.16	623.04			300	191.35		830.36	
350	620.84	785.35	925.32	1039.39				350			1104.40	
400	823.24	1175.24	1214.38	1738.50				400			949.74	
450	1542.86	1512.23	1469.38	2138.84				450			2941.95	
500	1360.68		1874.07	2119.13				500			3040.13	
600	1518.33		2734.33					600			6680.30	

134

									
90° Elbow (Long)	90° Elbow (Short)	45° Elbow (Long)	180° Return Bend (Long)	180° Return Bend (Short)	Equal Tee	Reducing Tee	Concentric Reducer	Eccentric Reducer	Cap

PRICES DO NOT INCLUDE GST  
E&O.E

## STAINLESS STEEL SCREWED B.S.P. FITTINGS

DESCRIPTION	PART No.	NOMINAL BORE IN MILLIMETRES											
		6 1/8"	8 1/4"	10 3/8"	15 1/2"	20 3/4"	25 1"	32 1 1/4"	40 1 1/2"	50 2"	65 2 1/2"	80 3"	100 4"
Reducing Bush	SSRB		2.25	2.50	2.75	4.50	7.00	11.00	14.20	22.31	37.20	53.20	92.60
Hex. Cap	SSHC	1.56	1.72	2.04	2.64	3.76	7.16	8.72	13.48	16.92	37.48	48.44	68.96
45° Elbow	SS45E	2.30	2.40	3.60	5.20	6.80	12.20	18.45	22.60	33.80	64.50	73.20	127.00
90° Elbow	SS90EFF	2.20	2.88	3.88	4.16	6.24	9.76	14.28	19.64	30.12	66.96	83.88	131.48
90° Elbow	SS90EMF	1.88	2.52	3.40	4.52	6.52	11.04	15.96	22.16	33.56	52.80	84.64	126.80
Hose Tail	SSHT	1.80	2.36	3.08	4.48	7.64	12.00	15.64	20.28	34.64	56.72	123.40	153.24
Hex. Nipple	SSHN	1.72	2.24	3.20	4.08	5.56	9.04	13.52	16.84	23.00	43.40	58.72	84.20
Reducing Hex. Nipple	SSRHN		2.80	2.92	3.00	5.32	8.48	11.28	15.40	22.16	38.40	53.80	81.26
Hex. Plug	SSHP	1.56	1.96	2.36	2.40	4.64	5.64	8.20	10.72	16.00	27.96	39.88	68.40
Machined Socket	SSMS	1.80	2.48	3.56	3.62	4.92	8.08	11.36	14.44	20.80	39.68	52.68	76.16
Equal Tee	SSET	2.88	3.88	3.96	6.16	8.24	13.28	22.52	26.68	41.28	83.92	113.56	179.16
Toe Nipple	SSTN	2.98	2.98	2.98	3.60	6.20	7.30	10.60	12.40	16.80	27.90	43.60	72.60
Barrel Union	SSBU	5.28	5.84	6.20	8.88	13.56	23.28	30.92	42.60	60.52	94.52	118.16	189.68
Blank Flange	SSBF	POA	POA	POA	POA	POA	POA	POA	POA	POA	POA	POA	POA
Stainless Steel Skin Fittings	SSSF	POA	POA	POA	POA	POA	POA	POA	POA	POA	POA	POA	POA

135

Other types and sizes available POA.











PRICES DO NOT INCLUDE GST  
E&O.E



## PLASTIC HOSE FITTINGS

### PLASTIC SNAP-ON FITTINGS – BLISTER PACKED

	PART No.	SIZE/DESCRIPTION	LIST \$/EACH
	RB5806	3/4" Tap Adaptor	1.70
	RB5807	2 in 1 Universal Tap Adaptor – Suits 3/4" & 1" Taps	2.00
	RB5809	12mm Hose Connector – Flo-Thru	3.30
	RB5810	12mm Hose Connector – Stop	5.10
	RB5808	12mm Hose Joiner	2.55
	RB7201	12mm Adjustable Hose Nozzle	4.25
	RB5813	12mm Universal Hose Set	12.00
	RB5819	18mm Powaflo Hose Connector – Flo-Thru	3.85
	RB5820	18mm Powaflo Hose Connector – Stop	4.95
	RB5818	18mm Powaflo Hose Joiner	4.55
	RB7201-1	18mm Powaflo Adjustable Nozzle	5.25
	RB5823	18mm Powaflo Universal Hose Set	14.95
	RB5804	2-End Coupler	2.40
	RB5803	3-End Coupler	2.55
	RB5802	3/4" Sprinkler & Spray Gun Adaptor	1.55

PRICES DO NOT INCLUDE GST  
E&O.E



## BRASS HOSE FITTINGS

### BRASS CLICK-ON FITTINGS – BLISTER PACKED

	PART No.	SIZE/DESCRIPTION	LIST \$/EACH
	RB5807C	Universal 3/4" & 1" Brass Tap Adaptor	5.80
	RB5809C	1/2" Brass Hose Connector	5.70
	RB5808C	1/2" Brass Hose Joiner	6.50
	RB7201C	1/2" Brass Adjustable Hose Nozzle	6.50
	RB5813C	1/2" Brass Universal Hose Set	23.50
	RB5510C	1" Powaflo Brass Tap Adaptor	5.20
	RB5511C	3/4" Powaflo Brass Hose Connector	9.45
	RB5512C	3/4" Powaflo Brass Adjustable Hose Nozzle	10.40
	RB5913C	3/4" Powaflo Universal Hose Set	35.10
	RB5801C	3/4" Brass Male Adaptor	2.80
	RB5804C	Two-Way Brass Hose Coupling	2.90
	RB5803C	Three-Way Brass Hose Coupling	7.40
	RB5820C	Three-Way Brass Tap Adaptor – Two Directional On/Off	17.50
	RB5822C	Four-Way Brass Manifold	54.00
	RB5819C	Brass Spike Sprinkler	4.05

PRICES DO NOT INCLUDE GST  
E&O.E





## TAP TIMER, SPRINKLERS, GREY WATER FITTINGS, NOZZLE & WAND

	PART No.	PACKAGING	SIZE/DESCRIPTION	LIST \$/EACH
	RB202	Double blister	2-hour mechanical tap timer, automatic shut-off, complete with 3/4" and 1" tap connector	26.70
	RBCS	Tie-on card	Circle sprinkler	7.80
	RBCSL	Tie-on card	Circle sprinkler – lilac (for grey water)	7.80
	RB5813L	Blister card	12mm universal hose set – lilac (for Greyline pressure hose)	12.00
	RB5823L	Blister card	18mm Powaflo universal hose set – lilac (for Greyline pressure hose)	14.95
	RB900	Box	15-hole oscillating sprinkler, 12mm snap-on	18.90
	RB8103	Tie-on card	Plastic impulse sprinkler, 1/2" BSP, circle or part circle operation, spray coverage up to 24 metre diameter	4.50
	RB8104	Tie-on card	Metal impulse sprinkler, 1/2" BSP, circle or part circle operation, spray coverage up to 24 metre diameter	23.70
	RB8105	Tie-on card	Three-arm plastic sprinkler with 12mm snap-on and plastic spike	4.65
	RB8108	Blister card	5-pattern sprinkler with 12mm snap-on and plastic spike	4.80
	RB7211	Tie-on card	Plastic 9-pattern spray torch nozzle – includes centre, mist, shower, angle, full, soaker, jet, circle, flat	10.80
	RB6301	Tie-on card	Plastic 9-pattern watering wand 900mm – includes centre, mist, shower, angle, full, soaker, jet, circle, flat	24.50

PRICES DO NOT INCLUDE GST  
E&O.E





## SPRAY GUNS




### SPRAY GUNS – 8 PATTERN – REAR TRIGGER

	PART No.	SIZE/DESCRIPTION	LIST \$/EACH
	RB7202	Plastic spray gun, 8 pattern, rear trigger. Includes centre, mist, shower, angle, full, soaker, cone, flat.	15.80
	RB7204	Zinc alloy spray gun, 8 pattern, rear trigger. Includes centre, mist, shower, angle, full, soaker, cone, flat.	19.00
	RB7204D	Electroplate spray gun, 8 pattern, rear trigger. Includes centre, mist, shower, angle, full, soaker, cone, flat.	26.50



### SPRAY GUNS – 8 PATTERN – FRONT TRIGGER

	PART No.	SIZE/DESCRIPTION	LIST \$/EACH
	RB7207	Zinc alloy spray gun, 8 pattern, front trigger. Includes centre, mist, shower, angle, full, soaker, cone, flat.	21.00
	RB7207D	Electroplate spray gun, 8 pattern, front trigger. Includes centre, mist, shower, angle, full, soaker, cone, flat.	28.30

### SPRAY GUNS – ADJUSTABLE NOZZLE – REAR TRIGGER

	PART No.	SIZE/DESCRIPTION	LIST \$/EACH
	RB7208	Plastic spray gun, adjustable nozzle, rear trigger. Adjustable spray from off, fine mist to powerful jet stream.	12.60
	RB7206	Zinc alloy spray gun, adjustable nozzle, rear trigger. Adjustable spray from off, fine mist to powerful jet stream.	15.80
	RB7206D	Electroplate spray gun, adjustable nozzle, rear trigger. Adjustable spray from off, fine mist to powerful jet stream.	18.75

### SPRAY GUNS – ADJUSTABLE NOZZLE – FRONT TRIGGER

	PART No.	SIZE/DESCRIPTION	LIST \$/EACH
	RB7205	Zinc alloy spray gun, adjustable nozzle, front trigger. Adjustable spray from off, fine mist to powerful jet stream.	16.00
	RB7205D	Electroplate spray gun, adjustable nozzle, front trigger. Adjustable spray from off, fine mist to powerful jet stream.	17.90

All of the above are presented on a blister card and are available up to 48 pcs per carton.

PRICES DO NOT INCLUDE GST  
E&O.E

# POWAFLEX®

QUALITY RUBBER, PVC & POLYURETHANE HOSE



---

## Copyright Notice

© Advanced Industrial Products Pty Ltd 2012

This product catalogue and price list and its contents are subject to copyright under the laws of Australia and, through international treaties, other countries. The copyright is owned by Advanced Industrial Products Pty Ltd, or in the case of some of the materials, by third parties.

The material in this product catalogue and price list is for personal use only and may not be used for any other purpose without the prior written consent of Advanced Industrial Products Pty Ltd. You must not reproduce, transmit, adapt or otherwise exercise the copyright in the whole or any part of

this product catalogue and price list except with the prior written consent of Advanced Industrial Products Pty Ltd.

## TERMS AND CONDITIONS OF SALE

### 1 EXCLUSION OF BUYER'S TERMS

- 1.1 It is expressly acknowledged and agreed that these terms operate to the exclusion of all and any terms and conditions issued by the Buyer whether before or after the date these conditions of sale come into effect.

### 2 ORDERS AND PERFORMANCE

- 2.1 The Company may make its acceptance of an order conditional upon a satisfactory credit assessment of the Buyer.  
2.2 Unless otherwise agreed orders must be confirmed in writing and either mailed, couriered, or faxed.  
2.3 The Company will use its best endeavours to fulfill accepted orders and comply with any requested or estimated date for delivery but time will not be of the essence in this regard and if the Company's ability to fulfill an accepted order is affected by circumstances or events beyond its control the Company may:
- (a) extend the date for delivery;
  - (b) with the Buyer's approval, alter the specifications for the goods to allow the substitution of equivalent goods; or
  - (c) cancel the order without liability for breach.

- 2.4 The Company's policy is one of constant improvement and therefore changes of specifications and performance data may be made by the Company without notice and without incurring liability to the Buyer.

### 3 PRICE

- 3.1 Prices charged for goods will be according to a Current Quotation for those goods. Otherwise they will be determined by the Company by reference to its standard prices in effect at the date of Delivery (whether notified to the Buyer or not and regardless of any prices contained in the order). The Company will use its best endeavours to notify the Buyer of price changes but bears no liability in this regard.  
3.2 Unless specifically indicated, prices in quotation or elsewhere do not include insurance, special packing, delivery or tax.  
3.3 Any reference to resale prices contained in the Company's standard price lists or other documents (if any) are recommended resale prices only and there is no obligation on the Buyer to comply with these recommendations.  
3.4 Prices shown in the Company's price list are exclusive of GST unless otherwise stated and GST, where applicable, will be charged in accordance with current legislation.

- 3.5 The Buyer will be liable for all applicable taxes to the extent that they are not already included in the price.

### 4 DELIVERY AND PACKING

- 4.1 Unless otherwise agreed, goods sold to the Buyer shall be supplied ex the Company's premises, and FOB.  
4.2 Unless otherwise agreed, prices include standard packing by the Company and any special packing will be to the Buyer's account.

### 5 PAYMENT

- 5.1 Terms of payment by the Buyer will be by net cash in exchange for goods; for Buyers fulfilling the Company's credit requirements - net cash within 30 days from the end of the month in which the invoice was issued; or otherwise as agreed in writing.  
5.2 The Company will provide an invoice to the Buyer who will pay the invoice in full within the time specified.  
5.3 All payments to the Company will be made without set-off, deduction or counterclaim.  
5.4 If the Buyer fails to pay the invoice in full to the Company when due, the Company will be entitled (without prejudice to any other right or remedy it may have) to:
- (a) cancel or suspend any further delivery to the Buyer under any order; and
  - (b) charge the Buyer interest on the overdue amount at the rate of 15% p.a. from the date of invoice to the date of full and final payment (irrespective of whether the date of payment is before or after any judgment or award in respect of the overdue amount).
  - (c) Charge to the Buyer all third party costs incurred in demanding and recovery of payments due or recovery of goods.
  - (d) to enter the buyer's premises or the delivery site (or the premises of any associated Company or agent where the Goods are located) without liability for trespass or any resulting damage and retake possession of the goods.

### 6 CLAIMS

- 6.1 Any claim by the Buyer for incorrect orders, shortages, overcharges and the like will only be considered by the Company if made in writing and forwarded within 14 days of the date of the invoice to the Company's claims department.  
6.2 Any claims by the Buyer for goods lost or damaged in transit following Delivery should be made to the relevant carrier or transport authority and unless otherwise agreed the Company is not responsible for such loss or damage.  
6.3 Return of goods to the Company by the Buyer may only be made if the Company has agreed to that return and all such returns will be subject to a 15% handling charge with freight costs and risk remaining the responsibility of the Buyer, subject always to clause 8.

### 7 INSURANCE, RISK AND PROPERTY

- 7.1 Unless otherwise agreed, goods are not insured by the Company.  
7.2 Title to all the goods delivered by the Company to the Buyer remains with the Company and does not pass to the Buyer until the Buyer pays all monies due for all goods supplied in cleared funds, regardless of whether certain goods have already been paid for by the Buyer.  
7.3 If the Buyer pays a portion of an amount due to the Company for goods delivered to them, the Company retains all title to those goods until the Buyer makes full payment for the goods.  
7.4 If the Buyer enters into an agreement for the bona fide sale to a third party for a portion of goods delivered by the Company to the Buyer, title only passes to the Buyer in respect of the goods that the third party is purchasing. Title to the remaining goods not purchased by the third party remains with the company until the Buyer has complied with clause 7.2.

### 8 WARRANTIES

- 8.1 All goods are warranted to the level provided by the manufacturer, the period commencing from the date of invoice by this Company to its customers. The return of goods shall be at the customer's expense and the Company reserves the right to repair or replace goods under warranty claim.  
8.2 To the fullest extent permitted by law the Company will not be liable to the Buyer for loss of profit or other economic loss; direct, indirect or consequential loss; special, general or other damages; or other expenses or costs arising out of any breach of the Contract or any common law duty (including negligence) by the Company, its agents or employees.

### 9 OTHER ITEMS

- 9.1 The Company will be entitled to off set against any monies owing to the Buyer amounts owed to the Company by the Buyer under the Contract or on any other account.

### 10 MISCELLANEOUS

- 10.1 Each party acknowledges and agrees that:
- (a) the Contract represents the entire agreement between the parties and supersedes all previous agreements;
  - (b) it has not entered into the Contract in reliance on, or as a result of any statement or conduct of any kind (including without limitation, any representation, warranty, advice or undertaking);
  - (c) all conditions, warranties or other terms implied by statute or common law are excluded to the fullest extent permitted by law;
  - (d) the Contract may only be amended by agreement in writing.

### 11 DEFINITIONS AND INTERPRETATION

In these Conditions of Sale the following terms have the following meanings unless the context requires otherwise:

'Buyer' means a person from whom the Company accepts an order for goods.

'Contract' means the agreement constituted by the Company's acceptance of the Buyer's order and includes these Conditions of Sale.

'Delivery' means delivery of any goods to the Buyer or to a carrier arranged by the Buyer or the Company at the Buyer's request.

'Tax' means any tax, levy, charge or duty imposed by any governmental entity or authority (including, without limitation, GST and customs duty) on or in relation to goods sold to the Buyer (excluding taxes on the company's income and capital gains).

'Company' is that entity, the name of which appears on the face of the relevant invoice.

### 12 LEGAL JURISDICTION

These terms and conditions shall be governed by the laws of the State of Queensland notwithstanding the place in which the goods or any of them are to be delivered. The Customer submits to the exclusive Jurisdiction of the Courts of the State of Queensland.