



TORCHES



TORCHES & TORCH PARTS

BUILT WITH THE HIGHEST STANDARD OF QUALITY, TECHNOLOGY AND ERGONOMICS, DYNAWELD'S FLAGSHIP BRAND BOSSWELD, DELIVERS A COMPLETE RANGE OF WELDING TORCHES AND SPARES FOR MIG, TIG, FLUX CORED AND PLASMA IN STYLES FROM BINZEL, BERNARD AND TWECO. THE TORCH AND SPARE PARTS RANGE ALSO INCLUDES CONTACT TIPS, GAS NOZZLES, SHROUDS, INSULATORS, DIFFUSERS AND TIP HOLDERS AS WELL AS SWAN NECKS, CONDUCTOR TUBES, HANDLE PARTS, PLASMA PARTS, SPOOL GUNS AND TUNGSTEN ELECTRODES.

TORCHES & TORCH PARTS

BINZEL STYLE 15 ECO WEAR PARTS



PART NO.	DESCRIPTION	ORIGINAL REF
92.02.15.CO	Adjustable conical nozzle \varnothing 12mm	145.0075
92.02.15.CL	Adjustable cylindrical nozzle \varnothing 19mm	145.0022
92.02.15.10	Adjustable tapered nozzle \varnothing 10mm	145.0123



PART NO.	DESCRIPTION	ORIGINAL REF
92.05.15	Tip holder with spring l/hand	002.0078



PART NO.	DESCRIPTION	ORIGINAL REF
92.03.15.01	Spring for tip holder	002.0058



PART NO.	DESCRIPTION	ORIGINAL REF
92.03.15	Insulator nut for conductor tube	N/A



PART NO.	DESCRIPTION	ORIGINAL REF
92.06.15	Complete adjustable swan neck with diffuser and spring	002.0058

M6 Standard Duty



M6 Heavy Duty




M6 Aluminium



PART NO.	DESCRIPTION	ORIGINAL REF
92.01.15.06	Contact tip 0.6mm x M6 x 6mm dia x 25mm long	140.0008
92.01.15.08	Contact tip 0.8mm x M6 x 6mm dia x 25mm long	140.0059
92.01.15.09	Contact tip 0.9mm x M6 x 6mm dia x 25mm long	140.0177
92.01.15.10	Contact tip 1.0mm x M6 x 6mm dia x 25mm long	140.0253
92.01.25.06	Contact tip heavy duty 0.6mm x M6 x 8mm dia x 28mm long	140.0005
92.01.25.08	Contact tip heavy duty 0.8mm x M6 x 8mm dia x 28mm long	140.0051
92.01.25.09	Contact tip heavy duty 0.9mm x M6 x 8mm dia x 28mm long	140.0169
92.01.25.10	Contact tip heavy duty 1.0mm x M6 x 8mm dia x 28mm long	140.0242
92.01.M6A09	Contact tip 0.9mm x M6 Al x 8mm dia x 28mm long	141.0004
92.01.M6A10	Contact tip 1.0mm x M6 Al x 8mm dia x 28mm long	141.0006

Steel Liners

Teflon Liners for Aluminium



PART NO.	DESCRIPTION	ORIGINAL REF
92.04.B3	Blue steel liner 0.6 - 0.8mm 3mt	124.0011
92.04.B4	Blue steel liner 0.6 - 0.8mm 4mt	124.0012
92.04.B5	Blue steel liner 0.6 - 0.8mm 5mt	124.0015
92.04.R3	Red steel liner 0.9 - 1.2mm 3mt	124.0026
92.04.R4	Red steel liner 0.9 - 1.2mm 4mt	124.0031
92.04.R5	Red steel liner 0.9 - 1.2mm 5mt	124.0035
92.04.BT3	Blue teflon liner 0.6 - 0.8mm 3mt	126.0005
92.04.BT4	Blue teflon liner 0.6 - 0.8mm 4mt	126.0008
92.04.RT3	Red teflon liner 0.9 - 1.2mm 3mt	124.0011
92.04.RT4	Red teflon liner 0.9 - 1.2mm 4mt	124.0012
92.04.RT5	Red teflon liner 0.9 - 1.2mm 5mt	124.0015

BINZEL STYLE 15 ECO MIG TORCH

15E

AIR COOLED




SWITCH
92.09.ABZ

TIP HOLDER
92.05.15

SPRING
92.03.15.01

INSULATOR
92.03.15



GAS NOZZLE
92.02.15.10 10mm
92.02.15.C0 12mm
92.02.15.CL 19mm

CONTACT TIP
92.01.15.06 0.6mm
92.01.15.08 0.8mm
92.01.15.09 0.9mm
92.01.15.10 1.0mm

SWAN NECK
92.06.15

COMPLETE TORCH

PART NO.	DESCRIPTION
92.EC.15.3	BZ Style 15 Eco MIG Torch 3m



Euro Connector

TORCHES & TORCH PARTS

BINZEL STYLE 15 WEAR PARTS



PART NO.	DESCRIPTION	ORIGINAL REF
92.02.15.CO	Adjustable conical nozzle \varnothing 12mm	145.0075
92.02.15.CL	Adjustable cylindrical nozzle \varnothing 19mm	145.0022
92.02.15.10	Adjustable tapered nozzle \varnothing 10mm	145.0123



PART NO.	DESCRIPTION	ORIGINAL REF
92.05.15	Tip holder with spring I/hand	002.0078



PART NO.	DESCRIPTION	ORIGINAL REF
92.03.15.01	Spring for tip holder	002.0058



PART NO.	DESCRIPTION	ORIGINAL REF
92.03.15	Insulator nut for conductor tube	N/A



PART NO.	DESCRIPTION	ORIGINAL REF
92.06.15	Complete adjustable swan neck with dif-fuser and spring	002.0009




PART NO.	DESCRIPTION	ORIGINAL REF
92.09.HANDLE	Ergonomic handle with screws	N/A
92.09.BWT	Trigger	N/A



PART NO.	DESCRIPTION	ORIGINAL REF
92.01.15.06	Contact tip 0.6mm x M6 x 6mm dia x 25mm long	140.0008
92.01.15.08	Contact tip 0.8mm x M6 x 6mm dia x 25mm long	140.0059
92.01.15.09	Contact tip 0.9mm x M6 x 6mm dia x 25mm long	140.0177
92.01.15.10	Contact tip 1.0mm x M6 x 6mm dia x 25mm long	140.0253
92.01.25.06	Contact tip heavy duty 0.6mm x M6 x 8mm dia x 25mm long	140.0005
92.01.25.08	Contact tip heavy duty 0.8mm x M6 x 8mm dia x 25mm long	140.0051
92.01.25.09	Contact tip heavy duty 0.9mm x M6 x 8mm dia x 25mm long	140.0169
92.01.25.10	Contact tip heavy duty 1.0mm x M6 x 8mm dia x 25mm long	140.0242
92.01.M6A09	Contact tip 0.9mm x M6 Al x 8mm dia x 28mm long	141.0004
92.01.M6A10	Contact tip 1.0mm x M6 Al x 8mm dia x 28mm long	141.0006

Steel Liners

Teflon Liners for Aluminium



PART NO.	DESCRIPTION	ORIGINAL REF
92.04.B3	Blue steel liner 0.6 - 0.8mm 3mt	124.0011
92.04.B4	Blue steel liner 0.6 - 0.8mm 4mt	124.0012
92.04.B5	Blue steel liner 0.6 - 0.8mm 5mt	124.0015
92.04.R3	Red steel liner 0.9 - 1.2mm 3mt	124.0026
92.04.R4	Red steel liner 0.9 - 1.2mm 4mt	124.0031
92.04.R5	Red steel liner 0.9 - 1.2mm 5mt	124.0035
92.04.BT3	Blue teflon liner 0.6 - 0.9mm 3mt	126.0005
92.04.BT4	Blue teflon liner 0.6 - 0.9mm 4mt	126.0008
92.04.RT3	Red teflon liner 0.9 - 1.2mm 3mt	124.0011
92.04.RT4	Red teflon liner 0.9 - 1.2mm 4mt	124.0012
92.04.RT5	Red teflon liner 0.9 - 1.2mm 5mt	124.0015

BINZEL STYLE 15 MIG TORCH

15

AIR COOLED



SWITCH
92.09.BWT

HANDLE
92.09.HANDLE

GAS HOLDER
92.05.15

INSULATOR
92.03.15

SPRING
92.03.15.01



CONTACT TIP

92.01.15.06	0.6mm
92.01.15.08	0.8mm
92.01.15.09	0.9mm
92.01.15.10	1.0mm

SWAN NECK
92.06.15

GAS NOZZLE

92.02.15.10	10mm
92.02.15.C0	12mm
92.02.15.CL	19mm

COMPLETE TORCH

PART NO.	DESCRIPTION
92.ER.15.3	BZ Style 15 MIG Torch 3m
92.ER.15.4	BZ Style 15 MIG Torch 4m
92.ER.15.5	BZ Style 15 MIG Torch 5m



Euro Connector

TORCHES & TORCH PARTS

BINZEL STYLE 24 WEAR PARTS



PART NO.	DESCRIPTION	ORIGINAL REF
92.02.24.CO	Adjustable conical nozzle ϕ 12.5 mm	145.0075
92.02.24.CL	Adjustable cylindrical nozzle ϕ 17mm	145.0022
92.02.24.10	Adjustable tapered nozzle ϕ 10mm	145.0123



PART NO.	DESCRIPTION	ORIGINAL REF
92.05.24.M6	Tip Holder M6	142.0003



PART NO.	DESCRIPTION	ORIGINAL REF
92.05.24	Gas Diffuser - Ceramic	012.0017
92.05.24R	Gas Diffuser - Red Rubber	N/A



PART NO.	DESCRIPTION	ORIGINAL REF
92.06.24	Swan Neck	012.0001



PART NO.	DESCRIPTION	ORIGINAL REF
92.04.BNL12	Brass swan neck liner 1.2mm (250mm)	120.0018
92.04.BNL16	Brass swan neck liner 1.6mm (250mm)	120.0041



PART NO.	DESCRIPTION	ORIGINAL REF
92.09.HANDLE	Ergonomic handle with screws	N/A
92.09.BWT	Trigger	N/A

M6 Standard Duty



M6 Heavy Duty




M6 Aluminium



PART NO.	DESCRIPTION	ORIGINAL REF
92.01.15.06	Contact tip 0.6mm x M6 x 6mm dia x 25mm long	140.0008
92.01.15.08	Contact tip 0.8mm x M6 x 6mm dia x 25mm long	140.0059
92.01.15.09	Contact tip 0.9mm x M6 x 6mm dia x 25mm long	140.0177
92.01.15.10	Contact tip 1.0mm x M6 x 6mm dia x 25mm long	140.0253
92.01.25.06	Contact tip heavy duty 0.6mm x M6 x 8mm dia x 25mm long	140.0005
92.01.25.08	Contact tip heavy duty 0.8mm x M6 x 8mm dia x 25mm long	140.0051
92.01.25.09	Contact tip heavy duty 0.9mm x M6 x 8mm dia x 25mm long	140.0169
92.01.25.10	Contact tip heavy duty 1.0mm x M6 x 8mm dia x 25mm long	140.0242
92.01.25.12	Contact tip heavy duty 1.2mm x M6 x 8mm dia x 25mm long	140.0379
92.01.25.14	Contact tip heavy duty 1.4mm x M6 x 8mm dia x 25mm long	140.0516
92.01.25.16	Contact tip heavy duty 1.6mm x M6 x 8mm dia x 25mm long	140.0555
92.01.M6A09	Contact tip 0.9mm x M6 Al x 8mm dia x 28mm long	141.0004
92.01.M6A10	Contact tip 1.0mm x M6 Al x 8mm dia x 28mm long	141.0006
92.01.M6A12	Contact tip 1.2mm x M6 Al x 8mm dia x 28mm long	141.0072

Steel Liners

Teflon Liners for Aluminium



PART NO.	DESCRIPTION	ORIGINAL REF
92.04.B3	Blue steel liner 0.6 - 0.8mm 3mt	124.0011
92.04.B4	Blue steel liner 0.6 - 0.8mm 4mt	124.0012
92.04.B5	Blue steel liner 0.6 - 0.8mm 5mt	124.0015
92.04.R3	Red steel liner 0.9 - 1.2mm 3mt	124.0026
92.04.R4	Red steel liner 0.9 - 1.2mm 4mt	124.0031
92.04.R5	Red steel liner 0.9 - 1.2mm 5mt	124.0035
92.04.BT3	Blue teflon liner 0.6 - 0.9mm 3mt	126.0005
92.04.BT4	Blue teflon liner 0.6 - 0.9mm 4mt	126.0008
92.04.RT3	Red teflon liner 0.9 - 1.2mm 3mt	124.0011
92.04.RT4	Red teflon liner 0.9 - 1.2mm 4mt	124.0012
92.04.RT5	Red teflon liner 0.9 - 1.2mm 5mt	124.0015

BINZEL STYLE 24 MIG TORCH

24

AIR COOLED

SWITCH
92.09.BWT

HANDLE
92.09.HANDLE

GAS HOLDER
92.05.24.M6

GAS DIFFUSER
92.05.24
92.05.24R



GAS NOZZLE
92.02.24.10 10mm
92.02.24.C0 12.5mm
92.02.24.CL 17mm

CONTACT TIP
92.01.25.08 0.8mm
92.01.25.09 0.9mm
92.01.25.10 1.0mm
92.01.25.12 1.2mm
92.01.M6A09 0.9mm
92.01.M6A12 1.2mm

SWAN NECK
92.06.24

COMPLETE TORCH

PART NO.	DESCRIPTION
92.ER.24.3	BZ Style 24 MIG Torch 3m
92.ER.24.4	BZ Style 24 MIG Torch 4m
92.ER.24.5	BZ Style 24 MIG Torch 5m

Euro Connector

TORCHES & TORCH PARTS

BINZEL STYLE 25 WEAR PARTS



PART NO.	DESCRIPTION	ORIGINAL REF
92.02.25.B0.11	Adjustable tapered nozzle ø 11mm	N/A
92.02.25.CO	Adjustable conical nozzle ø 12.5 mm	145.0076
92.02.25.CL	Adjustable cylindrical nozzle ø 17mm	145.0042



PART NO.	DESCRIPTION	ORIGINAL REF
92.05.25.01	Spring for tip holder	003.0013



PART NO.	DESCRIPTION	ORIGINAL REF
92.06.25	Swan neck	004.0012



PART NO.	DESCRIPTION	ORIGINAL REF
92.05.25	Contact tip holder M6	142.0001
92.05.25.M8	Contact tip holder M8	



PART NO.	DESCRIPTION	ORIGINAL REF
92.04.BNL12	Brass swan neck liner 1.2mm (250mm)	120.0018
92.04.BNL16	Brass swan neck liner 1.6mm (250mm)	120.0041




PART NO.	DESCRIPTION	ORIGINAL REF
92.09.HANDLE	Ergonomic handle with screws	N/A
92.09.BWT	Trigger	N/A



PART NO.	DESCRIPTION	ORIGINAL REF
92.01.25.06	Contact tip heavy duty 0.6mm x M6 x 8mm dia x 28mm long	140.0005
92.01.25.08	Contact tip heavy duty 0.8mm x M6 x 8mm dia x 28mm long	140.0051
92.01.25.09	Contact tip heavy duty 0.9mm x M6 x 8mm dia x 28mm long	140.0169
92.01.25.10	Contact tip heavy duty 1.0mm x M6 x 8mm dia x 28mm long	140.0242
92.01.25.12	Contact tip heavy duty 1.2mm x M6 x 8mm dia x 28mm long	140.0379
92.01.25.14	Contact tip heavy duty 1.4mm x M6 x 8mm dia x 28mm long	140.0516
92.01.25.16	Contact tip heavy duty 1.6mm x M6 x 8mm dia x 28 mm long	140.0555
92.01.M6A09	Contact tip 0.9mm x M6 Al x 8mm dia x 28mm long	141.0004
92.01.M6A10	Contact tip 1.0mm x M6 Al x 8mm dia x 28mm long	141.0006
92.01.M6A12	Contact tip 1.2mm x M6 Al x 8mm dia x 28mm long	141.0072

Steel Liners

Teflon Liners for Aluminium



PART NO.	DESCRIPTION	ORIGINAL REF
92.04.B3	Blue steel liner 0.6 - 0.8mm 3mt	124.0011
92.04.B4	Blue steel liner 0.6 - 0.8mm 4mt	124.0012
92.04.B5	Blue steel liner 0.6 - 0.8mm 5mt	124.0015
92.04.R3	Red steel liner 0.9 - 1.2mm 3mt	124.0026
92.04.R4	Red steel liner 0.9 - 1.2mm 4mt	124.0031
92.04.R5	Red steel liner 0.9 - 1.2mm 5mt	124.0035
92.04.Y3	Yellow steel liner 1.2 - 1.6mm 3mt	124.0041
92.04.Y4	Yellow steel liner 1.2 - 1.6mm 4mt	124.0042
92.04.Y5	Yellow steel liner 1.2 - 1.6mm 5mt	124.0043
92.04.BT3	Blue teflon liner 0.6 - 0.8mm 3mt	126.0005
92.04.BT4	Blue teflon liner 0.6 - 0.8mm 4mt	126.0008
92.04.RT3	Red teflon liner 0.9 - 1.2mm 3mt	124.0011
92.04.RT4	Red teflon liner 0.9 - 1.2mm 4mt	124.0012
92.04.RT5	Red teflon liner 0.9 - 1.2mm 5mt	124.0015
92.04.YT3	Yellow teflon liner 1.2 - 1.6mm 3mt	126.0039
92.04.YT4	Yellow teflon liner 1.2 - 1.6mm 4mt	126.0042

BINZEL STYLE 25 MIG TORCH

25

AIR COOLED



SWITCH
92.09.BWT

HANDLE
92.09.HANDLE

SPRING
92.05.25.01

CONTACT TIP

- 92.01.25.08 0.8mm
- 92.01.25.09 0.9mm
- 92.01.25.10 1.0mm
- 92.01.25.12 1.2mm
- 92.01.25.14 1.4mm
- 92.01.M6A09 0.9mm
- 92.01.M6A10 1.0mm
- 92.01.M6A12 1.2mm



CONTACT TIP HOLDER
92.05.25



SWAN NECK
92.06.25

GAS NOZZLE

- 92.02.25.B0.11 11mm
- 92.02.25.C0 12.5mm
- 92.02.25.CL 17mm

COMPLETE TORCH


PART NO.	DESCRIPTION
92.ER.25.3	BZ Style 25 MIG Torch 3m
92.ER.25.4	BZ Style 25 MIG Torch 4m
92.ER.25.5	BZ Style 25 MIG Torch 5m



Euro Connector

TORCHES & TORCH PARTS

BINZEL STYLE 36 WEAR PARTS



PART NO.	DESCRIPTION	ORIGINAL REF
92.02.36.12	Adjustable tapered nozzle \varnothing 12mm	145.0126
92.02.36.CO	Adjustable conical nozzle \varnothing 16mm	145.0078
92.02.36.CL	Adjustable cylindrical nozzle \varnothing 20mm	145.0045



PART NO.	DESCRIPTION	ORIGINAL REF
92.03.36.M6S	Tip holder M6 short 28mm	142.0005
92.03.36.M6L	Tip holder M6 long 32mm	142.0011
92.03.36.M8S	Tip holder M8 short 28mm	142.0020
92.03.36.M8L	Tip holder M8 long 32mm	142.0024




PART NO.	DESCRIPTION	ORIGINAL REF
92.05.36	Gas Diffuser	014.0261



PART NO.	DESCRIPTION	ORIGINAL REF
92.06.36	Swan neck	014.0006

Steel Liners

Teflon Liners for Aluminium



PART NO.	DESCRIPTION	ORIGINAL REF
92.04.B3	Blue steel liner 0.6 - 0.8mm 3mt	124.0011
92.04.B4	Blue steel liner 0.6 - 0.8mm 4mt	124.0012
92.04.B5	Blue steel liner 0.6 - 0.8mm 5mt	124.0015
92.04.R3	Red steel liner 0.9 - 1.2mm 3mt	124.0026
92.04.R4	Red steel liner 0.9 - 1.2mm 4mt	124.0031
92.04.R5	Red steel liner 0.9 - 1.2mm 5mt	124.0035
92.04.Y3	Yellow steel liner 1.2 - 1.6mm 3mt	124.0041
92.04.Y4	Yellow steel liner 1.2 - 1.6mm 4mt	124.0042
92.04.Y5	Yellow steel liner 1.2 - 1.6mm 5mt	124.0043
92.04.BT3	Blue teflon liner 0.6 - 0.9mm 3mt	126.0005
92.04.BT4	Blue teflon liner 0.6 - 0.9mm 4mt	126.0008
92.04.RT3	Red teflon liner 0.9 - 1.2mm 3mt	124.0011
92.04.RT4	Red teflon liner 0.9 - 1.2mm 4mt	124.0012
92.04.RT5	Red teflon liner 0.9 - 1.2mm 5mt	124.0015
92.04.YT3	Yellow teflon liner 1.2 - 1.6mm 3mt	126.0039
92.04.YT4	Yellow teflon liner 1.2 - 1.6mm 4mt	126.0042

M6 Standard Duty

M6 Heavy Duty

M8 Contact Tip



PART NO.	DESCRIPTION	ORIGINAL REF
92.01.25.06	Contact tip heavy duty 0.6mm x M6 x 8mm dia x 28mm long	140.0005
92.01.25.08	Contact tip heavy duty 0.8mm x M6 x 8mm dia x 28mm long	140.0051
92.01.25.09	Contact tip heavy duty 0.9mm x M6 x 8mm dia x 28mm long	140.0169
92.01.25.10	Contact tip heavy duty 1.0mm x M6 x 8mm dia x 28mm long	140.0242
92.01.25.12	Contact tip heavy duty 1.2mm x M6 x 8mm dia x 28mm long	140.0379
92.01.25.14	Contact tip heavy duty 1.4mm x M6 x 8mm dia x 28mm long	140.0516
92.01.25.16	Contact tip heavy duty 1.6mm x M6 x 8mm dia x 28mm long	140.0555
92.01.M6A09	Contact tip 0.9mm x M6 Al x 8mm dia x 28mm long	141.0004
92.01.M6A10	Contact tip 1.0mm x M6 Al x 8mm dia x 28mm long	141.0006
92.01.M6A12	Contact tip 1.2mm x M6 Al x 8mm dia x 28mm long	141.0072
92.01.M83008	Contact tip 0.8mm x M8 x 10mm dia x 30mm long	140.0014
92.01.M83009	Contact tip 0.9mm x M8 x 10mm dia x 30mm long	140.0214
92.01.M83010	Contact tip 1.0mm x M8 x 10mm dia x 30mm long	140.0313
92.01.M83012	Contact tip 1.2mm x M8 x 10mm dia x 30mm long	140.0442
92.01.M83014	Contact tip 1.4mm x M8 x 10mm dia x 30mm long	-
92.01.M83016	Contact tip 1.6mm x M8 x 10mm dia x 30mm long	140.0587



PART NO.	DESCRIPTION	ORIGINAL REF
92.04.BNL12	Brass swan neck liner 1.2mm (250mm)	120.0018
92.04.BNL16	Brass swan neck liner 1.6mm (250mm)	120.0041




PART NO.	DESCRIPTION	ORIGINAL REF
92.09.HANDLE	Ergonomic handle with screws	N/A
92.09.BWT	Trigger	N/A

BINZEL STYLE 36 MIG TORCH

36

AIR COOLED



SWITCH
92.09.BWT

HANDLE
92.09.HANDLE

GAS DIFFUSER
92.05.36

- CONTACT TIP**
- 92.01.25.08 0.8mm
 - 92.01.25.09 0.9mm
 - 92.01.25.10 1.0mm
 - 92.01.25.12 1.2mm
 - 92.01.25.14 1.4mm
 - 92.01.25.16 1.6mm

- GAS NOZZLE**
- 92.02.36.12 12mm
 - 92.02.36.C0 16mm
 - 92.02.36.CL 20mm

- CONTACT TIP HOLDER**
- 92.03.36.M6S M6 Short
 - 92.03.36.M6L M6 Long
 - 92.03.36.M8S M8 Short
 - 92.03.36.M8L M8 Long

SWAN NECK
92.06.36

COMPLETE TORCH


PART NO.	DESCRIPTION
92.ER.36.3	BZ Style 36 MIG Torch 3m
92.ER.36.4	BZ Style 36 MIG Torch 4m
92.ER.36.5	BZ Style 36 MIG Torch 5m

Euro Connector



TORCHES & TORCH PARTS

BINZEL STYLE 501 WEAR PARTS



PART NO.	DESCRIPTION	ORIGINAL REF
92.02.501.14	Adjustable tapered nozzle ø 14mm	N/A
92.02.501.CO	Adjustable conical nozzle ø 16mm	N/A
92.02.501.CL	Adjustable cylindrical nozzle ø 20mm	N/A



PART NO.	DESCRIPTION	ORIGINAL REF
92.05.501.GD	Gas Diffuser	N/A



PART NO.	DESCRIPTION	ORIGINAL REF
92.03.501.M8S	Tip Holder	N/A



PART NO.	DESCRIPTION	ORIGINAL REF
92.06.501	Swan neck	N/A



PART NO.	DESCRIPTION	ORIGINAL REF
92.04.BNL12	Brass swan neck liner 1.2mm (250mm)	120.0018
92.04.BNL16	Brass swan neck liner 1.6mm (250mm)	120.0041




PART NO.	DESCRIPTION	ORIGINAL REF
92.09.HANDLE	Ergonomic handle with screws	N/A
92.09.BWT	Trigger	N/A



PART NO.	DESCRIPTION	ORIGINAL REF
92.01.M83008	Contact tip 0.8mm x M8 x 10mm dia x 30mm long	140.0014
92.01.M83009	Contact tip 0.9mm x M8 x 10mm dia x 30mm long	140.0214
92.01.M83010	Contact tip 1.0mm x M8 x 10mm dia x 30mm long	140.0313
92.01.M83012	Contact tip 1.2mm x M8 x 10mm dia x 30mm long	140.0442
92.01.M83014	Contact tip 1.4mm x M8 x 10mm dia x 30mm long	-
92.01.M83016	Contact tip 1.6mm x M8 x 10mm dia x 30mm long	140.0587

Steel Liners

Teflon Liners for Aluminium



PART NO.	DESCRIPTION	ORIGINAL REF
92.04.B3	Blue steel liner 0.6 - 0.8mm 3mt	124.0011
92.04.B4	Blue steel liner 0.6 - 0.8mm 4mt	124.0012
92.04.B5	Blue steel liner 0.6 - 0.8mm 5mt	124.0015
92.04.R3	Red steel liner 0.9 - 1.2mm 3mt	124.0026
92.04.R4	Red steel liner 0.9 - 1.2mm 4mt	124.0031
92.04.R5	Red steel liner 0.9 - 1.2mm 5mt	124.0035
92.04.Y3	Yellow steel liner 1.2 - 1.6mm 3mt	124.0041
92.04.Y4	Yellow steel liner 1.2 - 1.6mm 4mt	124.0042
92.04.Y5	Yellow steel liner 1.2 - 1.6mm 5mt	124.0043
92.04.BT3	Blue teflon liner 0.6 - 0.9mm 3mt	126.0005
92.04.BT4	Blue teflon liner 0.6 - 0.9mm 4mt	126.0008
92.04.RT3	Red teflon liner 0.9 - 1.2mm 3mt	124.0011
92.04.RT4	Red teflon liner 0.9 - 1.2mm 4mt	124.0012
92.04.RT5	Red teflon liner 0.9 - 1.2mm 5mt	124.0015
92.04.YT3	Yellow teflon liner 1.2 - 1.6mm 3mt	126.0039
92.04.YT4	Yellow teflon liner 1.2 - 1.6mm 4mt	126.0042

BINZEL STYLE 501 WATER COOLED MIG TORCH

501

WATER COOLED

SWITCH
92.09.BWT

HANDLE
92.09.HANDLE

GAS DIFFUSER
92.05.501.GD

CONTACT TIP M8

- 92.01.M83008 0.8mm
- 92.01.M83009 0.9mm
- 92.01.M83010 1.0mm
- 92.01.M83012 1.2mm
- 92.01.M83014 1.4mm
- 92.01.M83016 1.6mm

CONTACT TIP HOLDER
92.03.501.M8S


GAS NOZZLE

- 92.02.501.14 14mm
- 92.02.501.C0 16mm
- 92.02.501.CL 20mm

SWAN NECK
92.06.501

COMPLETE TORCH

PART NO.	DESCRIPTION
92.ER.501.3	Binzle Style 501 MIG Torch 3m
92.ER.501.4	Binzle Style 501 MIG Torch 4m



TORCHES & TORCH PARTS

BINZEL STYLE CONTACT TIPS & LINERS

M5 Standard Duty (Mini Torches)



PART NO.	DESCRIPTION	ORIGINAL REF
92.01.05.06	Contact tip 0.6mm x M5 x 5mm dia x 25mm long	N/A
92.01.05.08	Contact tip 0.8mm x M5 x 5mm dia x 25mm long	N/A
92.01.05.09	Contact tip 0.9mm x M5 x 5mm dia x 25mm long	N/A

M6 Standard Duty



PART NO.	DESCRIPTION	ORIGINAL REF
92.01.15.06	Contact tip 0.6mm x M6 x 6mm dia x 25mm long	140.0008
92.01.15.08	Contact tip 0.8mm x M6 x 6mm dia x 25mm long	140.0059
92.01.15.09	Contact tip 0.9mm x M6 x 6mm dia x 25mm long	140.0177
92.01.15.10	Contact tip 1.0mm x M6 x 6mm dia x 25mm long	140.0253
92.01.15.12	Contact tip 1.2mm x M6 x 6mm dia x 25mm long	140.0387

M6 Heavy Duty



PART NO.	DESCRIPTION	ORIGINAL REF
92.01.25.06	Contact tip heavy duty 0.6mm x M6 x 8mm dia x 25mm long	140.0005
92.01.25.08	Contact tip heavy duty 0.8mm x M6 x 8mm dia x 25mm long	140.0051
92.01.25.09	Contact tip heavy duty 0.9mm x M6 x 8mm dia x 25mm long	140.0169
92.01.25.10	Contact tip heavy duty 1.0mm x M6 x 8mm dia x 25mm long	140.0242
92.01.25.12	Contact tip heavy duty 1.2mm x M6 x 8mm dia x 25mm long	140.0379
92.01.25.14	Contact tip heavy duty 1.4mm x M6 x 8mm dia x 25mm long	140.0516
92.01.25.16	Contact tip heavy duty 1.6mm x M6 x 8mm dia x 25mm long	140.0555

M6 Aluminium



PART NO.	DESCRIPTION	ORIGINAL REF
92.01.M6A09	Contact tip 0.9mm x M6 Al x 8mm dia x 28mm long	141.0004
92.01.M6A10	Contact tip 1.0mm x M6 Al x 8mm dia x 28mm long	141.0006
92.01.M6A12	Contact tip 1.2mm x M6 Al x 8mm dia x 28mm long	141.0072

M8 Heavy Duty



PART NO.	DESCRIPTION	ORIGINAL REF
92.01.M83008	Contact tip 0.8mm x M8 x 10mm dia x 30mm long	140.0014
92.01.M83009	Contact tip 0.9mm x M8 x 10mm dia x 30mm long	140.0214
92.01.M83010	Contact tip 1.0mm x M8 x 10mm dia x 30mm long	140.0313
92.01.M83012	Contact tip 1.2mm x M8 x 10mm dia x 30mm long	140.0442
92.01.M83014	Contact tip 1.4mm x M8 x 10mm dia x 30mm long	-
92.01.M83016	Contact tip 1.6mm x M8 x 10mm dia x 30mm long	140.0587

Steel Liners



PART NO.	DESCRIPTION	ORIGINAL REF
92.04.B3	Blue steel liner 0.6 - 0.8mm 3mt	124.0011
92.04.B4	Blue steel liner 0.6 - 0.8mm 4mt	124.0012
92.04.B5	Blue steel liner 0.6 - 0.8mm 6mt	124.0015
92.04.R3	Red steel liner 0.9 - 1.2mm 3mt	124.0026
92.04.R4	Red steel liner 0.9 - 1.2mm 4mt	124.0031
92.04.R5	Red steel liner 0.9 - 1.2mm 5mt	124.0035
92.04.Y3	Yellow steel liner 1.2 - 1.6mm 3mt	124.0041
92.04.Y4	Yellow steel liner 1.2 - 1.6mm 4mt	124.0042
92.04.Y5	Yellow steel liner 1.2 - 1.6mm 5mt	124.0043

Teflon Liners



PART NO.	DESCRIPTION	ORIGINAL REF
92.04.BT3	Blue teflon liner 0.6 - 0.9mm 3mt	126.0005
92.04.BT4	Blue teflon liner 0.6 - 0.9mm 4mt	126.0008
92.04.RT3	Red teflon liner 0.9 - 1.2mm 3mt	124.0011
92.04.RT4	Red teflon liner 0.9 - 1.2mm 4mt	124.0012
92.04.RT5	Red teflon liner 0.9 - 1.2mm 5mt	124.0015
92.04.YT3	Yellow teflon liner 1.2 - 1.6mm 3mt	126.0039
92.04.YT4	Yellow teflon liner 1.2 - 1.6mm 4mt	126.0042

Brass Neck Liner



PART NO.	DESCRIPTION	ORIGINAL REF
92.04.BNL12	Swan neck liner 1.2mm (250mm)	120.0018
92.04.BNL16	Swan neck liner 1.6mm (250mm)	120.0041



TORCHES & TORCH PARTS

TWECO STYLE 2 WEAR PARTS



PART NO.	DESCRIPTION	ORIGINAL REF
91.23.37	Insulated gas nozzle \varnothing 9.5mm. Use diffuser 52FN	23-37
91.23.50	Insulated gas nozzle \varnothing 13mm. Use diffuser 52FN	23-50
91.23.62	Insulated gas nozzle \varnothing 16mm. Use diffuser 52FN	23-62
91.23.75	Insulated gas nozzle \varnothing 19mm. Use diffuser 52FN	23-75
91.22.50	Gas nozzle \varnothing 13mm. Use with 32 & 52	22-50
91.22.62	Gas nozzle \varnothing 16mm. Use with 32 & 52	22-62



PART NO.	DESCRIPTION	ORIGINAL REF
91.32	Insulator	32



PART NO.	DESCRIPTION	ORIGINAL REF
92.52FN	Gas diffuser suits fixed / insulated nozzles	52FN



PART NO.	DESCRIPTION	ORIGINAL REF
91.52	Gas diffuser suits adjustable nozzles	52



PART NO.	DESCRIPTION	ORIGINAL REF
91.62A45	Complete conductor tube assembly 45°	62A45
91.62A60	Complete conductor tube assembly 60°	62A60
91.72A	Conductor tube insulation (rubber)	72A



PART NO.	DESCRIPTION	ORIGINAL REF
91.82	Handle Case w/screws	82
91.92	Trigger switch w/switch blades	92



PART NO.	DESCRIPTION	ORIGINAL REF
91.92C	Switch blades set	92C



PART NO.	DESCRIPTION	ORIGINAL REF
91.142.6	Rubber cable support	142.6

14 Series

14H Series



PART NO.	DESCRIPTION	ORIGINAL REF
91.1423	Contact tip 0.6mm standard	14-23
91.1430	Contact tip 0.8mm standard	14-30
91.1435	Contact tip 0.9mm standard	14-35
91.1440	Contact tip 1.0mm standard	14-40
91.1445	Contact tip 1.2mm standard	14-45
91.14116	Contact tip 1.6mm standard	14-116
91.14T35	Contact tip 0.9mm tapered	14T-35
91.14T45	Contact tip 1.2mm tapered	14T-45
91.14A364	Contact tip 1.2mm Alum	14A-364
91.14AH364	Contact tip 1.2mm Alum heavy duty	14AH-364
91.14H30	Contact tip 0.8mm heavy duty	14H-30
91.14H35	Contact tip 0.9mm heavy duty	14H-35
91.14H40	Contact tip 1.0mm heavy duty	14H-40
91.14H45	Contact tip 1.2mm heavy duty	14H-45
91.14H52	Contact tip 1.4mm heavy duty	14H-52
91.14H116	Contact tip 1.6mm heavy duty	14H-116



PART NO.	DESCRIPTION	ORIGINAL REF
91.42303515	Steel liner 0.6-0.9mm x 4.6mt	42-3035-15
91.42404515	Steel liner 1.0-1.2mm x 4.6mt	42-4045-15
91.42T354515	Teflon liner 0.9-1.2mm x 4.6mt (aluminium)	42T-3545-15

TWECO STYLE 2 MIG TORCH

TW2



GAS NOZZLE

91.23.37	9.5mm
91.23.50	13mm
91.23.62	16mm
91.23.75	19mm
91.22.50	13mm
91.22.62	16mm

SWITCH
91.92

HANDLE
91.82

CONTACT TIP

91.1423	0.6mm
91.1430	0.8mm
91.1435	0.9mm
91.1440	1.0mm
91.1445	1.2mm



INSULATOR
91.32

GAS DIFFUSER
91.52FN
91.52

SWAN NECK
91.62A45
91.62A60



Euro Connector

Bayonett Connector

COMPLETE TORCH

PART NO.	DESCRIPTION
91.240MK	TWECO Style 200 MIG Torch Bayonett connection 3.5m
91.245MK	TWECO Style 200 MIG Torch Bayonett connection 4.5m
91.240TWE	TWECO Style 200 MIG Torch Euro connection 3.5m
91.245TWE	TWECO Style 200 MIG Torch Euro connection 4.5m

TORCHES & TORCH PARTS

TWECO STYLE 4 WEAR PARTS



PART NO.	DESCRIPTION	ORIGINAL REF
91.23.37	Insulated gas nozzle \varnothing 9.5mm. Use diffuser 52FN	23-37
91.23.50	Insulated gas nozzle \varnothing 13mm. Use diffuser 52FN	23-50
91.23.62	Insulated gas nozzle \varnothing 16mm. Use diffuser 52FN	23-62
91.23.75	Insulated gas nozzle \varnothing 19mm. Use diffuser 52FN	23-75
91.24A50	Gas nozzle \varnothing 13mm. Use with 54A & 34A	24A50
91.24A62	Gas nozzle \varnothing 16mm. Use with 54A & 34A	24A62
91.24A75	Gas nozzle \varnothing 19mm. Use with 54A & 34A	24A75



PART NO.	DESCRIPTION	ORIGINAL REF
91.24CT50	Gas nozzle \varnothing 13mm. Use with 34CT	24CT50S
91.24CT62	Gas nozzle \varnothing 16mm. Use with 34CT	24CT62S
91.24CT75	Gas nozzle \varnothing 19mm. Use with 34CT	24CT75S



PART NO.	DESCRIPTION	ORIGINAL REF
91.34CT	Course thread insulator	34CT



PART NO.	DESCRIPTION	ORIGINAL REF
91.34A	Insulator to suit 24A series nozzle	34A



PART NO.	DESCRIPTION	ORIGINAL REF
91.54A	Gas diffuser	54A



PART NO.	DESCRIPTION	ORIGINAL REF
91.64A45	Complete conductor tube assembly 45°	62A45
91.64A60	Complete conductor tube assembly 60°	62A60



PART NO.	DESCRIPTION	ORIGINAL REF
91.84	Handle Case w/screws	84
91.94	Trigger switch w/switch blades	94



PART NO.	DESCRIPTION	ORIGINAL REF
91.94C	Switch blades set	94C



PART NO.	DESCRIPTION	ORIGINAL REF
91.144.6	Rubber cable support	144-6

14 Series

14H Series



PART NO.	DESCRIPTION	ORIGINAL REF
91.1423	Contact tip 0.6mm standard	14-23
91.1430	Contact tip 0.8mm standard	14-30
91.1435	Contact tip 0.9mm standard	14-35
91.1440	Contact tip 1.0mm standard	14-40
91.1445	Contact tip 1.2mm standard	14-45
91.14116	Contact tip 1.6mm standard	14-116
91.14T35	Contact tip 0.9mm tapered	14T-35
91.14T45	Contact tip 1.2mm tapered	14T-45
91.14A364	Contact tip 1.2mm Alum	14A-364
91.14AH364	Contact tip 1.2mm Alum heavy duty	14AH-364
91.14H30	Contact tip 0.8mm heavy duty	14H-30
91.14H35	Contact tip 0.9mm heavy duty	14H-35
91.14H40	Contact tip 1.0mm heavy duty	14H-40
91.14H45	Contact tip 1.2mm heavy duty	14H-45
91.14H52	Contact tip 1.4mm heavy duty	14H-52
91.14H116	Contact tip 1.6mm heavy duty	14H-116

Suits Tweco Style number 4 gun

Steel Liners

Teflon Liners for Aluminium



PART NO.	DESCRIPTION	ORIGINAL REF
91.44354515	Steel liner 0.9-1.2mm x 4.6mt	44-3545-15
91.4411615	Steel liner 1.6mm x 4.6mt	44-116-15
91.44T354515	Teflon liner 0.9-1.2mm x 4.6mt (aluminium)	44-T3545-15
91.44T11615	Teflon liner 1.6mm x 4.6mt (aluminium)	44-T116-15

TWECO STYLE 4 MIG TORCH

TW4



SWITCH
91.94

HANDLE
91.84

GAS NOZZLE

- 91.24A50 13mm
- 91.24A62 16mm
- 91.24A75 19mm

INSULATOR
91.34A

GAS DIFFUSER
91.54A



GAS NOZZLE

- 91.24CT50 13mm
- 91.24CT62 16mm
- 91.24CT75 19mm

INSULATOR
91.34CT

CONTACT TIP

- 91.1423 0.6mm
- 91.1430 0.8mm
- 91.1435 0.9mm
- 91.1440 1.0mm
- 91.1445 1.2mm

SWAN NECK

- 91.64A45
- 91.64A60



Euro Connector

Bayonett Connector

COMPLETE TORCH

PART NO.	DESCRIPTION
91.440MK	TWECO Style 400 MIG Torch Bayonett connection 3.5m
91.445MK	TWECO Style 400 MIG Torch Bayonett connection 4.5m
91.440TWE	TWECO Style 400 MIG Torch Euro connection 3.5m
91.445TWE	TWECO Style 400 MIG Torch Euro connection 4.5m



TORCHES & TORCH PARTS

TWECO STYLE CONTACT TIPS & STYLE LINERS

11 Series



PART NO.	DESCRIPTION	ORIGINAL REF
91.1123	Contact tip 0.6mm x M6	11-23
91.1130	Contact tip 0.8mm x M6	11-30
91.1135	Contact tip 0.9mm x M6	11-35
91.1140	Contact tip 1.0mm x M6	11-40
91.1145	Contact tip 1.2mm x M6	11-45

14 Series



PART NO.	DESCRIPTION	ORIGINAL REF
91.1423	Contact tip 0.6mm standard	14-23
91.1430	Contact tip 0.8mm standard	14-30
91.1435	Contact tip 0.9mm standard	14-35
91.1440	Contact tip 1.0mm standard	14-40
91.1445	Contact tip 1.2mm standard	14-45
91.14116	Contact tip 1.6mm standard	14-116
91.14T35	Contact tip 0.9mm tapered	14T-35
91.14T45	Contact tip 1.2mm tapered	14T-45
91.14A364	Contact tip Alum 1.2mm	14A-364
91.14AH364	Contact tip Alum HD 1.2mm	14AH-364

14H Series



PART NO.	DESCRIPTION	ORIGINAL REF
91.14H30	Contact tip 0.8mm heavy duty	14H-30
91.14H35	Contact tip 0.9mm heavy duty	14H-35
91.14H40	Contact tip 1.0mm heavy duty	14H-40
91.14H45	Contact tip 1.2mm heavy duty	14H-45
91.14H52	Contact tip 1.4mm heavy duty	14H-52
91.14H116	Contact tip 1.6mm heavy duty	14H-116

15H Series



PART NO.	DESCRIPTION	ORIGINAL REF
91.15H35	Contact tip 0.9mm heavy duty	15H-35
91.15H45	Contact tip 1.2mm heavy duty	15H-45
91.15H52	Contact tip 1.4mm heavy duty	15H-52
91.15H116	Contact tip 1.6mm heavy duty	15H-116
91.15H564	Contact tip 2.0mm heavy duty	15H-564

15H Series



PART NO.	DESCRIPTION	ORIGINAL REF
91.15HFC45	Contact tip 1.2mm heavy duty flux cored	15HFC-45
91.15HFC116	Contact tip 1.6mm heavy duty flux cored	15HFC-116
91.15HFC564	Contact tip 2.0mm heavy duty flux cored	15HFC-564
91.15HFC332	Contact tip 2.4mm heavy duty flux cored	15HFC-332

Suits Tweco Style number 2 gun



PART NO.	DESCRIPTION	ORIGINAL REF
91.42303515	Steel liner 0.6 - 0.9mm x 4.6mt	42-3035-15
91.42404515	Steel liner 1.0 - 1.2mm x 4.6mt	42-4045-15



PART NO.	DESCRIPTION	ORIGINAL REF
91.42T354515	Teflon liner 0.9 - 1.2mm x 4.6mt (aluminium)	124.0041

Suits Tweco Style number 4 gun



PART NO.	DESCRIPTION	ORIGINAL REF
91.44354515	Steel liner 0.9 - 1.2mm x 4.6mt	44-3545-15
91.4411615	Steel liner 1.6mm x 4.6mt	44-116-15



PART NO.	DESCRIPTION	ORIGINAL REF
91.44T354515	Teflon liner 0.9 - 1.2mm x 4.6mt (aluminium)	44-T3545-15



PART NO.	DESCRIPTION	ORIGINAL REF
91.44T11615	Teflon liner 1.6 mm x 4.6mt (aluminium)	44-T116-15

Suits Tweco Style number 5 gun



PART NO.	DESCRIPTION	ORIGINAL REF
91.45354515	Steel liner 0.9 - 1.2mm x 4.6mt	45-3545-15



PART NO.	DESCRIPTION	ORIGINAL REF
91.4556415	Steel liner 2.0m	45-564-15



TORCHES & TORCH PARTS

BERNARD STYLE 300 WEAR PARTS



PART NO.	DESCRIPTION	ORIGINAL REF
93.4392	Conical insulated gas nozzle OT \varnothing 13mm - 1/2" (200/300)	4392
93.4394	Conical insulated gas nozzle CU \varnothing 13mm - 1/2" (200/300)	4394
93.4391	Cylindrical insulated gas nozzle OT \varnothing 16mm - 5/8" (200/300)	4391
93.4393	Cylindrical insulated gas nozzle CU \varnothing 16mm - 5/8" (200/300)	4393



PART NO.	DESCRIPTION	ORIGINAL REF
93.4335	Gas diffuser (200/300)	4335
93.7126	O ring (200 & 300)	7126



PART NO.	DESCRIPTION	ORIGINAL REF
93.4323	Insulator (200 & 300)	4323



PART NO.	DESCRIPTION	ORIGINAL REF
93.4786	Swan neck (200 & 300)	4786
93.4780	Swan neck insulator (200 & 300)	4780



PART NO.	DESCRIPTION	ORIGINAL REF
93.4208	Handle	4208
93.5662	Complete trigger switch	5662



PART NO.	DESCRIPTION	ORIGINAL REF
93.7497	Contact tip 0.6mm	7497
93.7488	Contact tip 0.8mm	7488
93.7489	Contact tip 0.9mm	7489
93.7496	Contact tip 1.0mm	7496
93.7490	Contact tip 1.2mm	7490
93.7498	Contact tip 1.4mm	7498
93.7491	Contact tip 1.6mm	7491
93.7492	Contact tip 2.0mm	7492
93.1588	Contact tip long 0.8mm	1588
93.1589	Contact tip long 0.9mm	1589
93.1590	Contact tip long 1.2mm	1590
93.1598	Contact tip long 1.4mm	1598
93.1591	Contact tip long 1.6mm	1591
93.1592	Contact tip long 2.0mm	1592



PART NO.	DESCRIPTION	ORIGINAL REF
93.43015	Steel liner 0.6-0.8mm x 4.6mt	43015



PART NO.	DESCRIPTION	ORIGINAL REF
93.43115	Steel liner 0.9 - 1.2mm x 4.6mt	43115
93.43215	Steel liner 1.2 - 1.6mm x 4.6mt	43215



PART NO.	DESCRIPTION	ORIGINAL REF
93.43115X	Teflon liner 0.9 - 1.2mm x 4.6mt (aluminium)	43115X
93.43215X	Teflon liner 1.2 - 1.6mm x 4.6mt (aluminium)	43215X

BERNARD STYLE 300 MIG TORCH

BND300



CONTACT TIP

- 93.7497 0.6mm
- 93.7488 0.8mm
- 93.7489 0.9mm
- 93.7496 1.0mm
- 93.7490 1.2mm
- 93.7498 1.4mm
- 93.7491 1.6mm

15 Series Tips listed on opposite page

SWITCH
93.5662

HANDLE
93.4208

GAS DIFFUSER
93.4335

O' RING
93.7126

INSULATOR
93.4323

SWAN NECK
93.4786

INSULATOR
93.4780

GAS NOZZLE

- 93.4392 13mm
- 93.4394 13mm
- 93.4391 16mm
- 93.4393 16mm

COMPLETE TORCH

PART NO.	DESCRIPTION
93.4312.AE	Bernard Style 300 Euro MIG Torch 3.5m
93.4315.AE	Bernard Style 300 Euro MIG Torch 4.5m



Euro Connector

TORCHES & TORCH PARTS

BERNARD STYLE 400 WEAR PARTS



PART NO.	DESCRIPTION	ORIGINAL REF
93.4492	Conical insulated gas nozzle OT ø 14mm - 9/16" (400/500)	4492
93.4592	Conical insulated gas nozzle CU ø 14mm - 9/16" (400/500)	4592
93.4491	Cylindrical insulated gas nozzle OT ø 19mm - 3/4" (400/500)	4491
93.4591	Cylindrical insulated gas nozzle CU ø 19mm - 3/4" (400/500)	4591



PART NO.	DESCRIPTION	ORIGINAL REF
93.4435	Gas diffuser (400/500)	4435
93.4635	Gas diffuser (400/500) Long	4635
93.7127	O ring (400 & 500)	7127



PART NO.	DESCRIPTION	ORIGINAL REF
93.4423	Insulator (400 & 500)	4423



PART NO.	DESCRIPTION	ORIGINAL REF
93.4790	Swan neck (400)	4790
93.4794	Swan neck (500)	4794



PART NO.	DESCRIPTION	ORIGINAL REF
93.4408	Handle	4408
93.4422	Complete trigger switch	4422



PART NO.	DESCRIPTION	ORIGINAL REF
93.7497	Contact tip 0.6mm	7497
93.7488	Contact tip 0.8mm	7488
93.7489	Contact tip 0.9mm	7489
93.7496	Contact tip 1.0mm	7496
93.7490	Contact tip 1.2mm	7490
93.7498	Contact tip 1.4mm	7498
93.7491	Contact tip 1.6mm	7491
93.7492	Contact tip 2.0mm	7492
93.1588	Contact tip long 0.8mm	1588
93.1589	Contact tip long 0.9mm	1589
93.1590	Contact tip long 1.2mm	1590
93.1598	Contact tip long 1.4mm	1598
93.1591	Contact tip long 1.6mm	1591
93.1592	Contact tip long 2.0mm	1592



PART NO.	DESCRIPTION	ORIGINAL REF
93.44115	Steel liner 0.9 - 1.2mm x 4.6mt	44115
93.44215	Steel liner 1.2 - 1.6mm x 4.6mt	44215



PART NO.	DESCRIPTION	ORIGINAL REF
93.44215X	Teflon liner 1.2-1.6 x 4.6mt (aluminium)	44215X

BERNARD STYLE 400 MIG TORCH

BND400



CONTACT TIP

- 93.7497 0.6mm
- 93.7488 0.8mm
- 93.7489 0.9mm
- 93.7496 1.0mm
- 93.7490 1.2mm
- 93.7498 1.4mm
- 93.7491 1.6mm

15 Series Tips listed on opposite page

SWITCH
93.4422

HANDLE
93.4408

GAS DIFFUSER
93.4435

O' RING
93.7127

INSULATOR
93.4423

SWAN NECK
93.4790
93.4794

GAS NOZZLE

- 93.4492 14mm
- 93.4592 14mm
- 93.4491 19mm
- 93.4591 19mm

COMPLETE TORCH

PART NO.	DESCRIPTION
93.4412.AE	Bernard Style 400 Euro MIG Torch 3.5m
93.4415.AE	Bernard Style 400 Euro MIG Torch 4.5m



Euro Connector

TORCHES & TORCH PARTS

LT-50 PLASMA TORCH

LT50



TIPS
 94.PD0063-12 Tip
 94.PD0063-10 Tip

TIPS
 94.PD0014-10 Tip

AIR DIFFUSER
 94.PE0007 Diffuser

ELECTRODES
 94.PR0065 Electrodes



NOZZLES
 94.PC0003 Outer Nozzle

TIPS
 94.PD0015-10 Tip
 94.PD0088-10 Tip
 94.PD0088-12 Tip

ELECTRODES
 94.PR0016 Electrodes
 94.PR0017 Electrodes

TIPS
 94.PD0019-10 Tip
 94.PD0019-12 Tip



Central Adaptor

LT-70 PLASMA TORCH

LT70



STAND OFF
94.CV0010 Stand off

TIPS
94.PD0088-10 Tip
94.PD0088-12 Tip

AIR DIFFUSER
94.PE0007 Diffuser

ELECTRODE
94.PR0063 Electrode

EXTENDED ELECTRODE
94.PR0064 Electrode

CROWN
94.CV1117 Crown

NOZZLES
94.PC0032 Outer nozzle

TIPS
94.PD0019-10 Tip
94.PD0019-12 Tip

TIPS
94.PD0019-10 Tip
94.PD0019-12 Tip

TIPS
94.PD0085-98 Tip
94.PD0063-10 Tip



Central Adaptor

TORCHES & TORCH PARTS

LT-101 PLASMA TORCH

LT101



CROWN

94.CV0014 Crown

NOZZLES

94.PC0109 Outer nozzle
94.PC0111 Outer nozzle

TIPS

94.PD0101-11 Tip
94.PD0101-14 Tip
94.PD0101-17 Tip
94.PD0101-30 Tip

ELECTRODE

94.PR0101 Electrode



CROWN

94.CV0012 Crown

GUIDE

94.CV0039 Guide



STAND OFF

94.CV0011 Stand off

GUIDE

94.CV0023 Guide



AIR DIFFUSER

94.PE0101 Diffuser



EXTENDED TIP

94.PD0117-14 Tip
94.PD0117-17 Tip
94.PD0111-12 Tip



EXTENDED ELECTRODE

94.PR0116 Extended

SHIELD CAP

94.PC0130 Shield cap



Central Adaptor

AIR FILTER

BOSSWELD AIR FILTER

The Bossweld Air Filter removes condensed moisture, oils, and particulates from air supply. It is ideal for all plasma cutting applications

FEATURES

- Cleaner, faster, smoother plasma cutting with ultra-clean air.
- Increases Plasma torch Consumable life
- Ideally located in close proximity to Plasma cutting machine
- Ideal for plasma cutters and all air consuming equipment
- Replaceable filter (94.M723)



PART NO.	DESCRIPTION
94.M26	Plasma Cutter Air Filter
94.M723	Replacement Element for Air Filter



TORCHES & TORCH PARTS

TUNGSTEN ELECTRODES FOR TIG

BOSSWELD TUNGSTEN LANTHANATED

Great welding performance. The electric conductivity of lanthanated tungsten electrode is very similar to that of 2% thoriated Tungsten electrodes. Welders can easily replace thoriated tungsten electrodes with lanthanated tungsten electrodes at either AC or DC and not have to make any welding program changes.

FEATURES

- High quality
- 178mm long

APPLICATIONS

- TIG welding
- For welding with AC current
- For welding with DC current

BOSSWELD



SIZE	PKT	PART NO.
1.6mm x 178mm	10 pcs	900301
2.4mm x 178mm	10 pcs	900302
3.2mm x 178mm	10 pcs	900303

BOSSWELD TUNGSTEN ZIRCONATED

Zirconated tungsten electrodes are good at the performance in AC welding, especially under high load current. These electrodes can retain a balled end when welding, which results in less tungsten permeation and good corrosion resistance. It balls up well in AC welding and has a more stable arc than pure tungsten. Especially with excellent performance in high load AC welding, it is not replaceable by any other electrodes. It also resists contamination well in AC welding.

FEATURES

- High quality
- 178mm long

APPLICATIONS

- TIG welding AC & DC

BOSSWELD



SIZE	PKT	PART NO.
1.6mm x 178mm	10 pcs	900320
2.4mm x 178mm	10 pcs	900321
3.2mm x 178mm	10 pcs	900322

BOSSWELD TUNGSTEN THORIATED

2% Thoriated Tungsten contains a nominal 2 wt-% or thorium oxide (ThO₂) that is evenly dispersed throughout the entire length of the Tungsten. The most common type of Tungsten used today. Thoriated tungsten electrode provides excellent resistance from weld pool contamination while at the same time offers the welder easier arc starting capabilities and a more stable arc. Generally speaking, thoriated tungsten electrodes are used for DC electrode negative or straight polarity applications such as carbon & stainless steels, nickel alloys and titanium.

FEATURES

- High quality
- 178mm long

APPLICATIONS

- TIG welding DC

BOSSWELD



SIZE	PKT	PART NO.
1.0mm x 178mm	10 pcs	900310
1.6mm x 178mm	10 pcs	900311
2.4mm x 178mm	10 pcs	900312
3.2mm x 178mm	10 pcs	900313
4.0mm x 178mm	10 pcs	900308

TUNGSTEN ELECTRODES FOR TIG

BOSSWELD TUNGSTEN CERATED

These electrodes perform best in DC welding at low current settings but can be used proficiently in AC or DC processes. With its excellent arc starts at low amperages, ceriated tungsten has become popular in such applications as orbital tube and pipe manufacturing, thin sheet metal work or jobs where small and delicate parts are welded. Like thorium, it is best used to weld carbon and stainless steels, nickel alloys and titanium, making it an obvious replacement for 2% thoriated electrodes.



BOSSWELD

FEATURES

- High quality
- 178mm long

APPLICATIONS

- TIG welding AC & DC

SIZE	PKT	PART NO.
1,6mm x 178mm	10 pcs	900330
2,4mm x 178mm	10 pcs	900331
3,2mm x 178mm	10 pcs	900332



TORCHES & TORCH PARTS

9 SERIES 125 AMP TIG TORCH WEAR PARTS

BACK CAP

- 9541V33** Short
- 9541V35** Medium
- 9541V24** Long

INSULATOR

- 95598882**

COLLET

- 9513N20** 0.5mm
- 9513N21** 1.0mm
- 9513N22** 1.6mm
- 9513N23** 2.4mm
- 9513N24** 3.2mm

COLLET BODY

- 9513N25** 0.5mm
- 9513N26** 1.0mm
- 9513N27** 1.6mm
- 9513N28** 2.4mm
- 9513N29** 3.2mm

ALUMINA CUP

- 9513N08** 6.0mm
- 9513N09** 8.0mm
- 9513N10** 9.5mm
- 9513N11** 11.5mm
- 9513N12** 12.7mm
- 9513N13** 17.5mm

TORCH BODY

- 95WP9**
- 95WP9V**
- 95WP9F**
- 95WP9FV**

GAS LENS COLLET BODY

- 9545V42** 1.0mm
- 9545V43** 1.6mm
- 9545V44** 2.4mm
- 9545V45** 3.2mm

GAS LENS ALUMINA CUP

- 9553N58** 6.0mm
- 9553N59** 8.0mm
- 9553N60** 9.5mm
- 9553N61** 11mm

SWITCH OPTIONS

- 95.ATBSC** Switch Blank
- 95.ATSSW** Single Hold Down
- 95.ATDSW** ON/OFF
- 95.ATCC10** Current Control 10K
- 95.ATCC47** Current Control 47K
- 95.ATCC5** Current Control 5K

HANDLE

- 95.ATMFH**



9 SERIES 125 AMP TIG TORCH

9
AIR COOLED



AGILITY TIG TORCH FEATURES

- PLUG AND PLAY SWITCH CONCEPT
- 6 CORE CONTROL CABLE PRE WIRED
- ERGONOMIC HANDLE
- QUICK CHANGE SWITCH FOR A MULTITUDE OF CONFIGURATIONS
- UNIVERSALLY ADAPTABLE
- EASILY CONFIGURED TO SUIT ANY MACHINE
- INDUSTRY STANDARD CONNECTIONS



50 Dinse

25 Dinse via adaptor

COMPLETE TORCH PACKS

PART NO.	DESCRIPTION
95.9.4.1.SW.DA25	TIG Torch 9, 4mt, 1 pc, Switch, Dinse 25
95.9.4.1.SW.DA50	TIG Torch 9, 4mt, 1 pc, Switch, Dinse 50
95.9.8.1.SW.DA50	TIG Torch 9, 8mt, 1 pc, Switch, Dinse 50
95.9.8.1.SW.DA25	TIG Torch 9, 8mt, 1 pc, Switch, Dinse 25
95.9FV.4.1.DA25	TIG Torch 9, Flex with Valve, 4mt, 1 pc, Dinse 25
95.9FV.8.1.DA25	TIG Torch 9, Flex with Valve, 8mt, 1 pc, Dinse 25
95.9FV.8.1.DA50	TIG Torch 9, Flex with Valve, 8mt, 1 pc, Dinse 50
95.9FV.4.1.DA50	TIG Torch 9, Flex with Valve, 4mt, 1 pc, Dinse 50
95.9V.4.1.DA25	TIG Torch 9, Valve, 4mt, 1 pc, Dinse 25
95.9V.8.1.DA25	TIG Torch 9, Valve, 8mt, 1 pc, Dinse 25
95.9V.4.1.DA50	TIG Torch 9, Valve, 4mt, 1 pc, Dinse 50
95.9V.8.1.DA50	TIG Torch 9, Valve, 8mt, 1 pc, Dinse 50

*Alternative torch configurations available



TORCHES & TORCH PARTS

17 SERIES 150 AMP TIG TORCH WEAR PARTS

BACK CAP

9557Y04	Short
9557Y05	Medium
9557Y02	Long

INSULATOR

9518CG
9554N01

COLLET

9510N21	0.5mm
9510N22	1.0mm
9510N23	1.6mm
9510N24	2.4mm
9510N25	3.2mm

COLLET BODY

9510N29	0.5mm
9510N30	1.0mm
9510N31	1.6mm
9510N32	2.4mm
9510N28	3.2mm
95406488	4.0mm

TORCH BODY

95WP17
95WP17V
95WP17F
95WP17FV

GAS LENS COLLET BODY

9545V24	1.0mm
9545V25	1.6mm
9545V26	2.4mm
9545V27	3.2mm
9545V28	4.0mm





ALUMINA CUP

9510N50	6.0mm
9510N49	8.0mm
9510N48	9.5mm
9510N47	11.5mm
9510N46	12.7mm
9510N45	17.5mm
9510N44	19.0mm

GAS LENS ALUMINA CUP

9554N18	6.0mm
9554N17	8.0mm
9554N16	9.5mm
9554N15	11mm
9554N14	12.7mm
9554N19	17.5mm

SWITCH OPTIONS

	95.ATBSC	Switch Blank
	95.ATSSW	Single Hold Down
	95.ATDSW	ON/OFF
	95.ATCCIO	Current Control 10K
	95.ATCC47	Current Control 47K
	95.ATCC5	Current Control 5K

HANDLE

95.ATMFH



17 SERIES 150 AMP TIG TORCH

17

AIR COOLED



AGILITY TIG TORCH FEATURES

- PLUG AND PLAY SWITCH CONCEPT
- 6 CORE CONTROL CABLE PRE WIRED
- ERGONOMIC HANDLE
- QUICK CHANGE SWITCH FOR A MULTITUDE OF CONFIGURATIONS
- UNIVERSALLY ADAPTABLE
- EASILY CONFIGURED TO SUIT ANY MACHINE
- INDUSTRY STANDARD CONNECTIONS



50 Dinse

25 Dinse via adaptor

COMPLETE TORCH PACKS


PART NO.	DESCRIPTION
95.17FV.4.1.DA50	TIG Torch 17, Flex with Valve, 4mt, 1 pc, Dinse 50
95.17FV.4.1.DA25	TIG Torch 17, Flex with Valve, 4mt, 1 pc, Dinse 25
95.17FV.8.1.DA50	TIG Torch 17, Flex with Valve, 8mt, 1 pc, Dinse 50
95.17FV.8.1.DA25	TIG Torch 17, Flex with Valve, 8mt, 1 pc, Dinse 25
95.17.4.1.SW.DA50	TIG Torch 17, 4mt, 1 pc, Switch, Dinse 50
95.17.8.1.SW.DA25	TIG Torch 17, 8mt, 1 pc, Switch, Dinse 25
95.17.8.1.SW.DA50	TIG Torch 17, 8mt, 1 pc, Switch, Dinse 50
95.17.4.1.SW.DA25	TIG Torch 17, 4mt, 1 pc, Switch, Dinse 25
95.17V.4.1.DA25	TIG Torch 17, Valve, 4mt, 1 pc, Dinse 25
95.17V.4.1.DA50	TIG Torch 17, Valve, 4mt, 1 pc, Dinse 50
95.17V.8.1.DA25	TIG Torch 17, Valve, 8mt, 1 pc, Dinse 25
95.17V.8.1.DA50	TIG Torch 17, Valve, 8mt, 1 pc, Dinse 50

*Alternative torch configurations available



TORCHES & TORCH PARTS

26 SERIES 200 AMP TIG TORCH WEAR PARTS



BACK CAP
9557Y04 Short
9557Y05 Medium
9557Y02 Long

INSULATOR
9518CG
9554N01

COLLET
9510N21 0.5mm
9510N22 1.0mm
9510N23 1.6mm
9510N24 2.4mm
9510N25 3.2mm
9510N20 4.0mm

COLLET BODY
9510N29 0.5mm
9510N30 1.0mm
9510N31 1.6mm
9510N32 2.4mm
9510N28 3.2mm
95406488 4.0mm

TORCH BODY
95WP26
95WP26V
95WP26F
95WP26FV

GAS LENS COLLET BODY
9545V24 1.0mm
9545V25 1.6mm
9545V26 2.4mm
9545V27 3.2mm
9545V28 4.0mm

ALUMINA CUP
9510N50 6.0mm
9510N49 8.0mm
9510N48 9.5mm
9510N47 11.5mm
9510N46 12.7mm
9510N45 17.5mm
9510N44 19.0mm

GAS LENS ALUMINA CUP
9554N18 6.0mm
9554N17 8.0mm
9554N16 9.5mm
9554N15 11mm
9554N14 12.7mm
9554N19 17.5mm

SWITCH OPTIONS
95.ATBSC Switch Blank
95.ATSSW Single Hold Down
95.ATDSW ON/OFF
95.ATCCIO Current Control 10K
95.ATCC47 Current Control 47K
95.ATCC5 Current Control 5K

HANDLE
95.ATMFH

26 SERIES 200 AMP TIG TORCH

26

AIR COOLED



AGILITY TIG TORCH FEATURES

- PLUG AND PLAY SWITCH CONCEPT
- 6 CORE CONTROL CABLE PRE WIRED
- ERGONOMIC HANDLE
- QUICK CHANGE SWITCH FOR A MULTITUDE OF CONFIGURATIONS
- UNIVERSALLY ADAPTABLE
- EASILY CONFIGURED TO SUIT ANY MACHINE
- INDUSTRY STANDARD CONNECTIONS

COMPLETE TORCH PACKS

PART NO.	DESCRIPTION
95.26FV.4.1.DA50	TIG Torch 26, Flex with Valve, 4mt, 1 pc, Dinse 50
95.26FV.8.1.DA50	TIG Torch 26, Flex with Valve, 8mt, 1 pc, Dinse 50
95.26FV.4.2.DA50	TIG Torch 26, Flex with Valve, 4mt, 2 pc, Dinse 50
95.26FV.8.2.DA50	TIG Torch 26, Flex with Valve, 8mt, 2 pc, Dinse 50
95.26.4.1.SW.DA50	TIG Torch 26, 4mt, 1 pc, Switch, Dinse 50
95.26.8.1.SW.DA50	TIG Torch 26, 8mt, 1 pc, Switch, Dinse 50
95.26V.4.1.DA50	TIG Torch 26, Valve, 4mt, 1 pc, Dinse 50
95.26V.8.1.DA50	TIG Torch 26, Valve, 8mt, 1 pc, Dinse 50
95.26V.4.2.DA50	TIG Torch 26, Valve, 4mt, 2 pc, Dinse 50
95.26V.8.2.DA50	TIG Torch 26, Valve, 8mt, 2 pc, Dinse 50

*Alternative torch configurations available



50 Dinse

25 Dinse via adaptor

TORCHES & TORCH PARTS

18 SERIES 350 AMP TIG TORCH WEAR PARTS

BACK CAP

9557Y04	Short
9557Y05	Medium
9557Y02	Long

INSULATOR

9518CG
9554N01

COLLET

9510N21	0.5mm
9510N22	1.0mm
9510N23	1.6mm
9510N24	2.4mm
9510N25	3.2mm
9510N20	4.0mm





COLLET BODY

9510N29	0.5mm
9510N30	1.0mm
9510N31	1.6mm
9510N32	2.4mm
9510N28	3.2mm
95406488	4.0mm

ALUMINA CUP

9510N50	6.0mm
9510N49	8.0mm
9510N48	9.5mm
9510N47	11.5mm
9510N46	12.7mm
9510N45	17.5mm
9510N44	19.0mm

SWITCH OPTIONS

	95.ATBSC	Switch Blank
	95.ATSSW	Single Hold Down
	95.ATDSW	ON/OFF
	95.ATCCIO	Current Control 10K
	95.ATCC47	Current Control 47K
	95.ATCC5	Current Control 5K

TORCH BODY

95WP18
95WP18V
95WP18F
95WP18FV

GAS LENS COLLET BODY

9545V24	1.0mm
9545V25	1.6mm
9545V26	2.4mm
9545V27	3.2mm
9545V28	4.0mm

GAS LENS ALUMINA CUP

9554N18	6.0mm
9554N17	8.0mm
9554N16	9.5mm
9554N15	11mm
9554N14	12.7mm
9554N19	17.5mm

HANDLE

95.ATMFH



18 SERIES 350 AMP TIG TORCH

18

WATER COOLED



AGILITY TIG TORCH FEATURES

- PLUG AND PLAY SWITCH CONCEPT
- 6 CORE CONTROL CABLE PRE WIRED
- ERGONOMIC HANDLE
- QUICK CHANGE SWITCH FOR A MULTITUDE OF CONFIGURATIONS
- UNIVERSALLY ADAPTABLE
- EASILY CONFIGURED TO SUIT ANY MACHINE
- INDUSTRY STANDARD CONNECTIONS
- DINSE ADAPTER AVAILABLE (951820L)

COMPLETE TORCH PACKS

PART NO.	DESCRIPTION
95.18FV.4.3	TIG Torch 18, Flex with Valve, 4mt, 3 pc
95.18FV.8.3	TIG Torch 18, Flex with Valve, 8mt, 3 pc
95.18.4.3	TIG Torch 18, 4mt, 3 pc
95.18.4.3.SW	TIG Torch 18, 4mt, 3 pc, switch
95.18.8.3	TIG Torch 18, 8mt, 3 pc
95.18.8.3.SW	TIG Torch 18, 8mt, 3 pc, switch
95.18V.4.3	TIG Torch 18, Valve, 4mt, 3 pc
95.18V.8.3	TIG Torch 18, Valve, 8mt, 3 pc

*Alternative torch configurations available



Standard Connections

TORCHES & TORCH PARTS

20 SERIES 250 AMP TIG TORCH WEAR PARTS

BACK CAP

- 9541V33 Short
- 9541V35 Medium
- 9541V24 Long

INSULATOR

- 9559882

COLLET

- 9513N20 0.5mm
- 9513N21 1.0mm
- 9513N22 1.6mm
- 9513N23 2.4mm
- 9513N24 3.2mm

COLLET BODY

- 9513N25 0.5mm
- 9513N26 1.0mm
- 9513N27 1.6mm
- 9513N28 2.4mm
- 9513N29 3.2mm

TORCH BODY

- 95WP20
- 95WP20F
- 95WP20FV
- 95WP20V

GAS LENS COLLET BODY

- 9545V42 1.0mm
- 9545V43 1.6mm
- 9545V44 2.4mm
- 9545V45 3.2mm

ALUMINA CUP

- 9513N08 6.0mm
- 9513N09 8.0mm
- 9513N10 9.5mm
- 9513N11 11.5mm
- 9513N12 12.7mm
- 9513N13 17.5mm

GAS LENS ALUMINA CUP


- 9553N58 6.0mm
- 9553N59 8.0mm
- 9553N60 9.5mm
- 9553N61 11mm

SWITCH OPTIONS

- 95.ATBSC Switch Blank
- 95.ATSSW Single Hold Down
- 95.ATDSW ON/OFF
- 95.ATCCIO Current Control 10K
- 95.ATCC47 Current Control 47K
- 95.ATCC5 Current Control 5K

HANDLE

- 95.ATMFH



20 SERIES 250 AMP TIG TORCH

20
WATER COOLED



AGILITY TIG TORCH FEATURES

- PLUG AND PLAY SWITCH CONCEPT
- 6 CORE CONTROL CABLE PRE WIRED
- ERGONOMIC HANDLE
- QUICK CHANGE SWITCH FOR A MULTITUDE OF CONFIGURATIONS
- UNIVERSALLY ADAPTABLE
- EASILY CONFIGURED TO SUIT ANY MACHINE
- INDUSTRY STANDARD CONNECTIONS
- DINSE ADAPTER AVAILABLE (951820L)



Standard Connections

COMPLETE TORCH

PART NO.	DESCRIPTION
95.20.4.3.SW	TIG Torch 20, 4mt, 3 pc, switch
95.20.8.3.SW	TIG Torch 20, 8mt, 3 pc, switch
95.20V.4.3	TIG Torch 20, Valve, 4mt, 3 pc
95.20V.8.3	TIG Torch 20, Valve, 8mt, 3 pc
95.20F.4.3.SW	TIG Torch 20, Flex, 4mt, 3 pc, switch
95.20F.8.3.SW	TIG Torch 20, Flex, 8mt, 3 pc, switch

*Alternative torch configurations available

